



تاریخ دریافت ۸۴/۰۱/۲۴ تاریخ پذیرش ۸۴/۰۶/۳۰

(DNT)	(ND)	\pm	mg/kg (STZ)
%		/ cc %	(D+G)
(MDA)	FRAP		
/ \pm /	/ \pm /	/ \pm /	MDA :
		MDA	
	/ \pm /	/ \pm /	(p < /)
		/ \pm /	
		(p < /)	



()

()

(.)

()

Sesquiterpeness

(.)

()

()

-

()

()

()

O

(Ros)

(Roo)

Ro (H₂O₂)

(Noo)

(RNS)

RNS ROS

()

RNS ROS

(.)

DNA

()

ROS RNS

±

()

(ND)

(DNT)

PUFA

¹ Gingerols

² Shogaols

()
 mg/kg BW (STZ)
 %

(H&E) -

$p < /$ T-Test

/ %

cc

EDTA

/ cc

$\pm / / \pm / / \pm /$

FRAP

(MDA)

MDA ($p < /$)

nmol/grHb

MDA

%

MDA $/ \pm /$

nmol/grHb $/ \pm /$

) FRAP

MDA ($p < /$)

(

mmol/l pH= mmol/l

(TPTA) -S-

mmol/FeCl₃

mmol/l

FRAP

FRAP

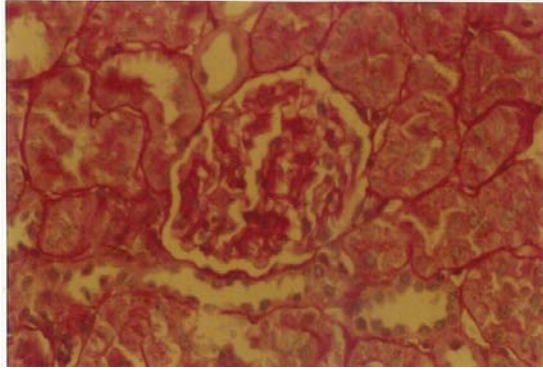
($p < /$)

()

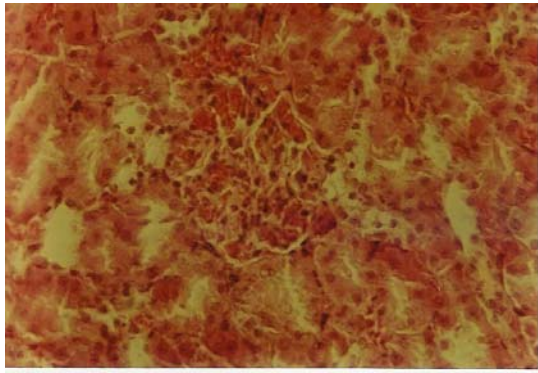
()

B

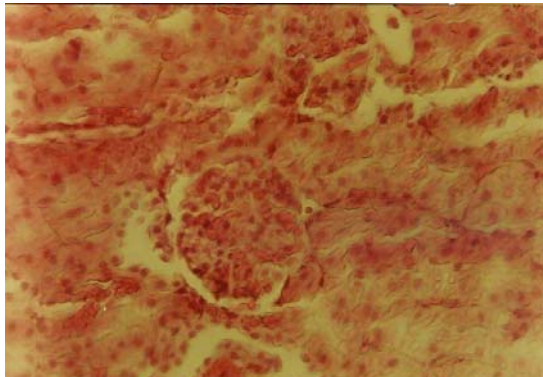
() (nmol/grHb)



A



B



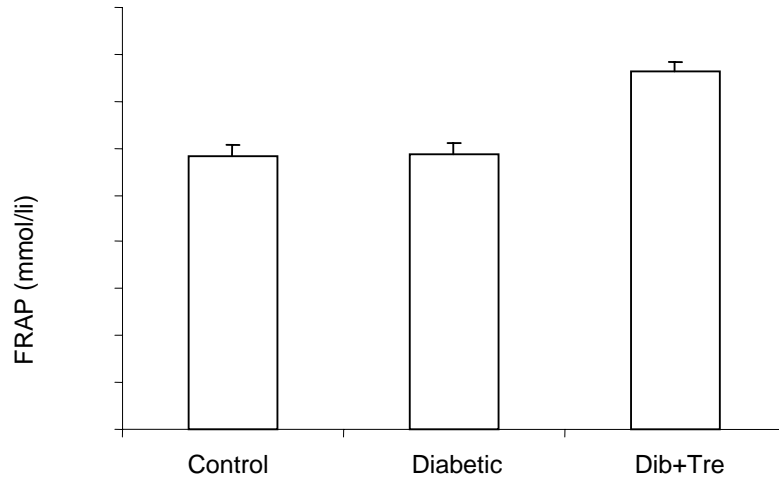
C

:

(A

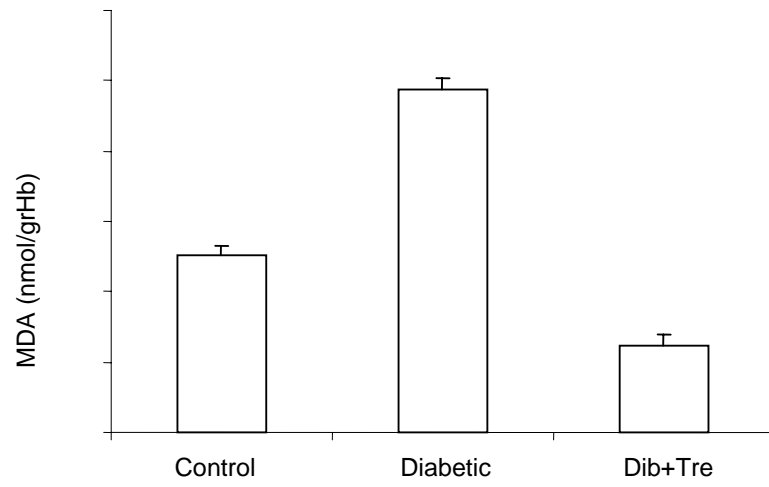
(B

(C



(Tre = Treatment)

:



(Tre = Treatment)

MDA

:

LDL

LDL

()


.()

LDL

.()

¹ β-carotene
² Lycopene

()



¹ Ha
² Craven
³ Molyneuy

()

()

References:

1. Hunt JV, Wolff SP. Oxidative glycation and Free radical production: A causal mechanism of diabetic complications. *Free Radic Res Commun*, 1991, 1: 115-123.
2. Ha H, Kim KH. Role of oxidative stress in the development of diabetic nephropathy. *Kidney int*, 1995, 48 (Suppl 51): 18-21.
3. Baynes J, Thorpe S. The role of oxidative stress in diabetic complication: A new perspective on an old paradigm. *Diabetes*, 1999, 48: 1-9.
4. Wolff S, Jiang Z, Hunt JV. protein glycation and oxidative stress in diabetes mellitus and aging. *Free Radic Biol Med*, 1991, 10: 339-351.
5. Nourooz – Zadeh J, Rahimi A, Tajaddini SJ, Trischler H, Rosen P, Halli well B, Betteridge DJ. Relationship between plasma measures of oxidative stress and metabolic control in NIDDM. *Diabetologia*, 1997, 40: 647-653.
6. Cerriello A, Quatraro A, Giugliano D. Diabetes mellitus and oxidative stress. *Diabetologia*, 1993, 36: 265-266.
7. Keaney JF, Loscalzo J. Diabetes, oxidative stress and platelet activation. *Circulation*, 1999, 99: 189-191.
8. Bonnefont – Rousselot D. Consequences of diabetic status on the oxidant/ antioxidant balance. *Diabetes Metab*, 2000, 26: 163-173.
9. Halliwell B, Gutteridge JMC. *Free radicals in biology and medicine*. 3rd Ed, oxford university press, 1999: 936p.
10. Byun G, Pal YV. Cellular defenses against damage from reactive oxygen species. *Physiological Review*, 1999, 74: 139-162.
11. Pelikanova T, Kohout M, Valek J, Base J, Stefka Z. Fatty acid composition of serum Lipids and erythrocyte membranes in type 2 diabetic men. *Metabolism*, 1991, 40: 175-180.
12. Vessby B, Aro A, Skarfors E, Berglund L, Salminen I, Litbell H. The risk to develop NIDDM is related to the fatty acid composition of the serum cholesterol esters. *Diabetes*, 1994, 42: 1353-1357.
13. Serafini M, Ghiseli A, Ferro-Luzzi A. Red wine, Tea, and antioxidants. *Lancet*, 1994, 344: 626-626.
14. Aviram M, Kasem E. Dietary olive oil reduces the susceptibility of low density lipoprotein to lipid peroxidation and inhibits lipoprotein uptake by macrophages. *Ann Nutr Metabol*, 1993, 37: 75-84.
15. Bianca F, Mira R, Tony H, Raymond C, Michael A. Ginger extract consumption reduces plasma cholesterol, inhibits LDL oxidation and attenuates development of atherosclerosis in atherosclerotic, apolipoprotein E- Deficient mice. *J Nutr*, 2000, 130:1124-1131.
16. George B, Kaur C, Khurdiya D.S, Ka poor H.C. Antioxidants in tomato (*Lycopersium esculentum*) as a Function of genotype. *Food chemistry*, 2004, 84: 45-51.
17. Cao ZF, Chen ZG, Guo P, Zhang SM, Lian LX, Lua L, Hu WM. Scavenging effects of ginger on superoxide anion and hydroxyl radical. *Chung – Kuo chung yao Tsachin*, 1993, 18: 750-760.
18. Krishnakanta TP, Lokesh BR. Scavenging of superoxide anions by spice principles. *Indian J Biochem Biophys*, 1993, 30: 133-134.
19. Reddy AA, Lokesh BR. Studies of spice principles as antioxidants in the inhibition of lipid peroxidation of rat liver microsomes. *Mol Cell Biochem*, 1992, 111: 117-124.
20. Ozaki Y, Kawahara N, Harada M. Anti-inflammatory effect of Zingiber cassumunar Roxb and its active principles. *Chem Pharm Bull*, 1991, 39: 2353-2356.

21. Bhandari U, Sharma JN, Zafar R. The protective action of ethanolic ginger extract in cholesterol – Fed rabbits. *J Ethnopharma Col*, 1998, 61: 167-171.
22. Srinivasan K, Sambaiah K. The effect of spices on cholesterol 7 alpha– hydroxylase, activity and on serum and hepatic cholesterol levels in the rat. *Int J Vitam Nutr Res*, 1991, 67: 363-369.
23. Stocks J, Offerman EL, Modell CB, Dormady TL. The susceptibility to autoxidation of human red cell lipids in health and disease. *Br J Haematol*, 1972, 23(4):712-24.
24. Benzi IF, Strain JJ. The ferric reducing ability of plasma (FRAP) as a measure of “antioxidant power” the FRAP assay. *Anal Biochem*, 1996, 239(1):70-6
25. Sharma I, Gusain D, Dixit VP. Hypolipidaemic and antiatherosclerotic effects of zingiber officinale in cholesterol fed rabbits. *Phyto Res*, 1996, 10: 517-518.
26. Ness GC, Zhao Z, Lopez D. Inhibitor of cholesterol biosynthesis increase hepatic low density lipoprotein receptor protein degradation. *Arch Biochem Biophys*, 1996, 325: 242-248.
27. O’ Brien BC, Reiser R. Comparative effects of purified and humentype diets on cholesterol metabolism in the rat. *J Nutr*, 1979, 109: 98-104.
28. Fuhrman B, Elis A, Aviran M. Hypocholesterolemic effect of lycopene and - carotene is related to suppression of cholesterol synthesis and augmentation of LDL receptor activity in macrophages. *Biochem. Biophys Res Commun*, 1997, 233: 658-662.
29. Fuhrman B, Oiknine J, Aviran M. Iron induced lipid peroxidation in cultured macrophages increases their ability to oxidatively modify LDL and affect their secretory properties, *Atherosclerosis*, 1994, 111: 65-78.
30. Ceriello A, Quatraro A, Giugliano D. New insights on non-enzymatic glycosylation may lead to therapeutic approaches for the prevention of the diabetic complication. *Diabet Med*, 1992, 9: 297-299.
31. Wolff P, Jiang ZY, Shunt J V. Protein glycation and oxidative stress in diabetes mellitus and aging. *Free Rad*, 1991, 10: 339-352.
32. Sozmen EY, Sozmen B, Delen Y, Onat T. catalase superoxide dismutase (SOD) and catalase/ Paraoxonase (PON) ratios may implicate poor glycemic control. *Arch Med Res*, 2001, 32: 283-287.
33. Cho SY, Park JY, Park EM, Choi MS, Lee MY, Jeon SM, Jang MK, Kim MJ, Park YB. Alternation of hepatic antioxidant enzyme activities and lipid profile in STZ- induced diabetic rats by supplementation of dandelion water extract. *Clin Chim Acta*, 2002, 317: 109-117.
34. Aydin A, orhan H, Sayal A, ozata M, Sahin G, Isimer A. oxidative stress and nitric oxide related parameters in type II diabetes mellitus: effect of glycemic control. *Clin Biochem*, 2001, 34: 65-70.
35. Levy U, Zaltzber H, Ben-Amotz A, Kanter Y, Aviran M. - Carotene affects antioxidant status in non- insulin dependent diabetes mellitus. *Pathophysiology*, 1999, 6: 157-161.
36. Young JF, Nielsen SE, Haraldsdottir J, Daneshvar B, Lauridsen ST. Effect of Fruit Juice intake on urinary quercetin excretion and biomarkers of antioxidative status. *Am J Clin Nutr*, 1999, 69: 87-94.
37. Ohkawa H, ohishi N, Yagi K. Assay for lipid peroxides in animal tissues by thiobarbituric acid reaction. *Anal Biochem*, 1979, 95: 351-358.
38. Shohat J, Boner G. Role of Lipids in the progression of renal disease in chronic renal failure evidence from animal studies and pathogenesis. *Isr J Med Sci*, 1993, 29: 228-239.
39. Patricia FEM, Nievelstein PF, Sixma JJ, Offenhof RM. Platelet adhesion and aggregate formation in type I diabetes under flow conditions. *Diabetes*, 1991, 40: 1410-1417.
40. Ha H, Kim KH. Pathogenesis of diabetic nephropathy: the role of oxidative stress and protein kinase C. *Diabet Res Clin Pract*, 1999; 45: 147-151.
41. Kedziora- Kornatowska K, Szram S, Kornatowski T, Szadujkis - Szadurski L, Kedziora J, Bartosz G. Effect of Vitamin E and vitamin C supplementation on antioxidative state and renal glomerular basement membrane thickness in diabetic kidney. *Nephrology*, 2003, 95: 134-143.

42. Craven PA, De Rubertis FR, Kagan VE, Melhem M, Studer RK. Effect of supplementation with vitamin C or E on albuminuria, glomerular TBG - β and glomerular size in diabetes. *J Am Soc Nephrol*, 1997, 8: 1405-1414.
43. Mdyneux CA, Glyn MC, Ward BJ. Oxidative stress and cardiac microvascular structure in ischemia and reperfusion: The protective effect of antioxidant vitamins. *Microvasc Res*, 2002, 64: 265-277.
44. Faure P, Corticelli P, Richard MJ. Lipid Peroxidation and trace element status in diabetic ketotic patients: influence of insulin therapy. *Clin Chem*, 1993, 39: 789-793.
45. Sharma A, Kharb S, Chugh SN, Kakkar R, Singh GP. Evaluation of oxidative stress before and after control of glycemia and after vitamin E supplementation in diabetic patients. *Metabolism*, 2000, 49: 160-162.