

()

Meloidogyne javanica

Trichoderma viride

//

Trichoderma

Meloidogyne javanica

viride

(%)

()

T. viride

()

()

(%)

Meloidogyne javanica

Trichoderma viride

)

(

Trichoderma viride

Meloidogyne javanica

Trichoderma

(*Meloidogyne javanica*)

(Single egg mass)

Rutgers

()

(.)

(*Trichoderma viride*)

Single spore

PDA

()

Rhizoctonia

() *Fusarium*

Pythium

() *solani*

() *Sclerotinia rolfsii*

() *Phytophthora*

Trichoderma harzianum

(.) *Trichoderma*

T. harzianum

Chitinase B(1.3) glucanase

()

Protease

Trichoderma

Lipase

(.) ()

Trichoderma

T.

(Egg mass)

T. koninji harzianum

Meloidogyne arenaria

T. T.12

harzianum

T. harzianum.()

(.) *Globodera rostochiensis*

()

()

()

T. viride

M. javanica

T. viride

M. javanica

)

(

()

)

(

)

(

M.

T. viride

javanica

M.

T. viride

()

javanica

T.

M.

viride

)

javanica

()

()

)

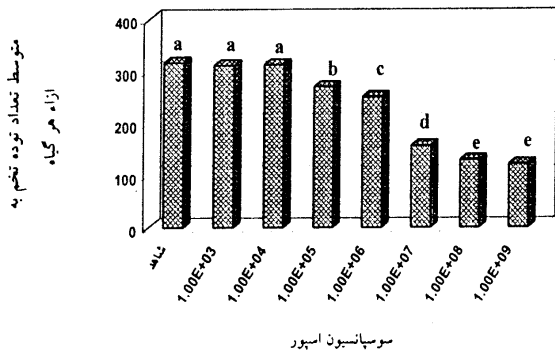
()

() °C

(

(

)



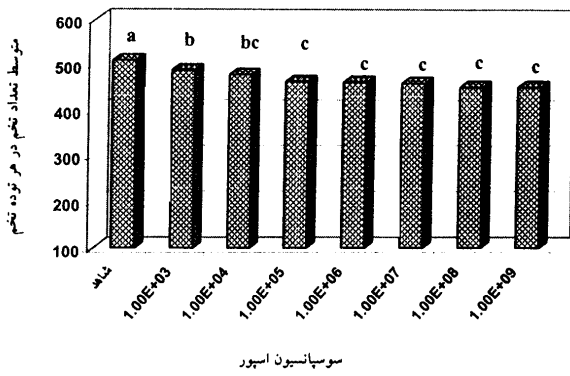
Trichoderma

Meloidogyne javanica

Roma VF

viride

(%)



Trichoderma

Meloidogyne javanica

Roma VF

viride

(%)

T. viride

M. javanica

4DAP

()

15DAP

()

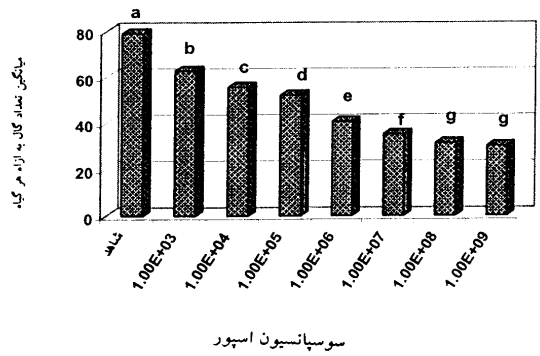
4DAP

15DAP

T. viride

M. javanica

()



Trichoderma

()

Roma VF

viride

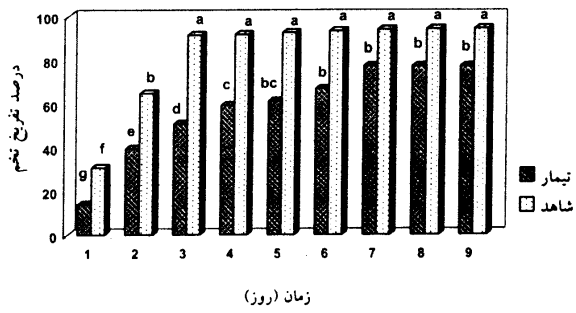
Meloidogyne javanica

(%)

(a)

(e)

(a)



Trichoderma viride

Meloidogyne javanica

(%)

M. javanica *T. viride*

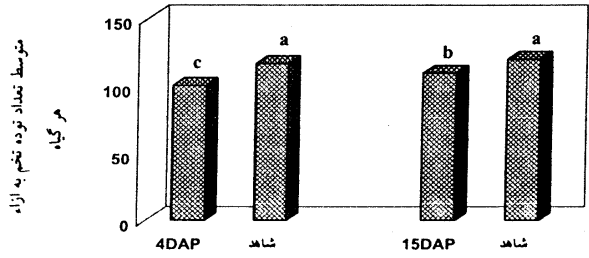
Trichoderma viride

Meloidogyne javanica

T. viride

M.

T. viride



مراحل بیولوژیک نماد

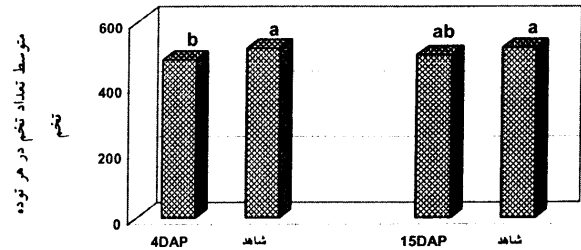
Trichoderma viride

Meloidogyne javanica

()

Roma VF

(%)



مراحل بیولوژیک نماد

Trichoderma viride

Meloidogyne javanica

()

Roma VF

(%)

T. viride

M. javanica

(a)

a)

(b)

(

T. viride

() *javanica*

()

)

(

T. viride

M. javanica

T. viride

T.

T. viride

viride

M. javanica

T. viride

(4DAP)

(15DAP)

Chitin

()

T.

Chitinase

harzianum

T. viride

M. javanica

4DAP

T.

T. viride

M. javanica

viride

(

)

REFERENCES

Fusarium oxysporum

Meloidogyne javanica

f.sp. *lycopersici*

2. Cherif, M., & N. Benhamou. 1990. Cytochemical aspect of chitin breakdown during the parasitic action of a *Trichoderma* sp. On *Fusarium oxysporum* f.sp. *lycopersici*. *Phytopathology* 80:1406-1414.
3. Chet, I., G.E. Harman, & R. Barker. 1981. *Trichoderma hamatum* its hyphal interaction with *Rhizoctonia solani* and *Pythium* spp. *Microbiol. Ecol.* 7:29-38.
4. Elad, I., P. Chet, & Y. Henis. 1983. Parasitism of *Trichoderma* spp. On *Rhizoctonia solani* and *Sclerotinia rolfsii* – Scanning electron microscopy and fluorescence microscopy. *Phytopathology* 73:85-88.
5. Elad, I., P. Chet, & J. Katan. 1980. *Trichoderma harzianum* : A biological agent effective against *Sclerotinia rolfsii* and *Rhizoctonia solani*. *Phytopathology* 70:119-121.
6. Hussay, R.S., & K.R. Barker. 1973. A comparison of methods of collecting inocula of *Meloidogyne* spp., including a new technique. *Plant Dis. Rep.* 75:1025- 1028.
7. Larito, M., G.E. Harman, C.K. Hayes, R.M. Broadway, & A. Di Pietro. 1993. Chitinolytic enzymes produced by *Trichoderma harzianum*: Antifungal activity of purified endochitinase and chitobiosidase. *Phytopathology* 83:302-307.
8. Seifullah, . & B.J. Thomas. 1996. Studies on the parasitism of *Globodera rostochiensis* by *Trichoderma harzianum* using low temperature scanning electron microscopy. *Afro-Asian J.Nematol.* 6: 117-122.
9. Sharon, E., M. Bar-Eyal, I. Chet, A. Herrera-Estrella, O. Kleifeld, & Y. Spiegel. 2001. Biological control of the root-knot nematode *Meloidogyne javanica* by *Trichoderma harzianum*. *Phytopathology* 91:687-693.
10. Windham, G.L., M.T. Windham, & W.P. Williams. 1989. Effect of *Trichoderma* spp. On maize growth and *Meloidogyne arenaria* reproduction. *plant Dis.* 73:493-494.