

( )

(*Pyrus serotina* Rehd.)

\*

( // : // : )

(*Pyrus serotina*)

(KS<sub>12</sub> KS<sub>8</sub>)

(KA<sub>14</sub> KS<sub>13</sub>)

Y= -

$$Y = -7.44061 + 2.93168 X \quad 6.87042 + 2.81226 X$$

( )

( )

( )

( )

( )

( ) ( $R^2 = 0.98$ )

( )

( )

( )

( )

(%)

(%)

( )

( )

( )

(%)

( )

)

(

( )

- 
1. Destructive
  2. Non- destructive
  3. Main data
  4. Validation data

(.) (*Pyrus communis* L)

( )

( ) (KS<sub>14</sub> KS<sub>13</sub>)

(KS<sub>12</sub> KS<sub>8</sub>)

( )


KS<sub>13</sub> KS<sub>8</sub>

/	
/	

KS<sub>13</sub> KS<sub>12</sub> KS<sub>8</sub>

KS<sub>14</sub>

1. Non- destructive



( )

KS<sub>14</sub> ( KS<sub>13</sub> ( KS<sub>12</sub> ( KS<sub>8</sub> (

( B )

mm

( )

(X) (Y= a + bX)

( )

(Y)

R <sup>2</sup>	F	RMSE	b	a	
/	/ **	/	/	/	KS8
/	/ **	/	/	/	KS12
/	/ **	/	/	/	KS13
/	/ **	/	/	/	KS14
/	/ **	/	/	/	

\*\*

(X) (Y= a + bX)

(Y)

R2	F	RMSE	b	a	
/	/ **	/	/	/	KS8
/	/ **	/	/	/	KS12
/	/ **	/	/	/	KS13
/	/ **	/	/	/	KS14
/	/ **	/	/	/	

\*\*

(Ln)

( ) [Ln (x + 1)]

SPSS

1. Water displacement technique

2. Minitab

( )

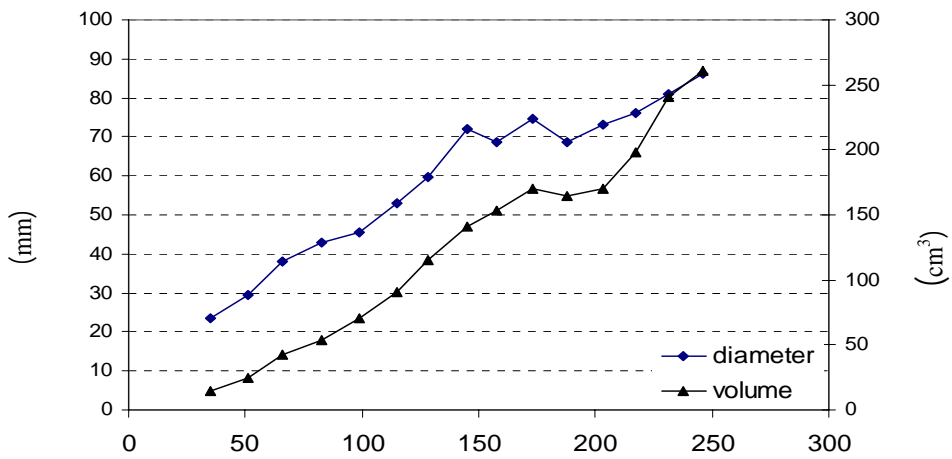
(*Pyrus serotina* Rehd.)

(gr)	(gr)	(cm <sup>3</sup> )	(mm)	(mm)	
b / ± /	b / ± /	b ± /	a / ± /	a / ± /	KS <sub>8</sub>
a / ± /	a / ± /	a ± /	a / ± /	a / ± /	KS <sub>12</sub>
bc / ± /	c / ± /	c ± /	b / ± /	b / ± /	KS <sub>13</sub>
c / ± /	c / ± /	c / ± /	b / ± /	b / ± /	KS <sub>14</sub>

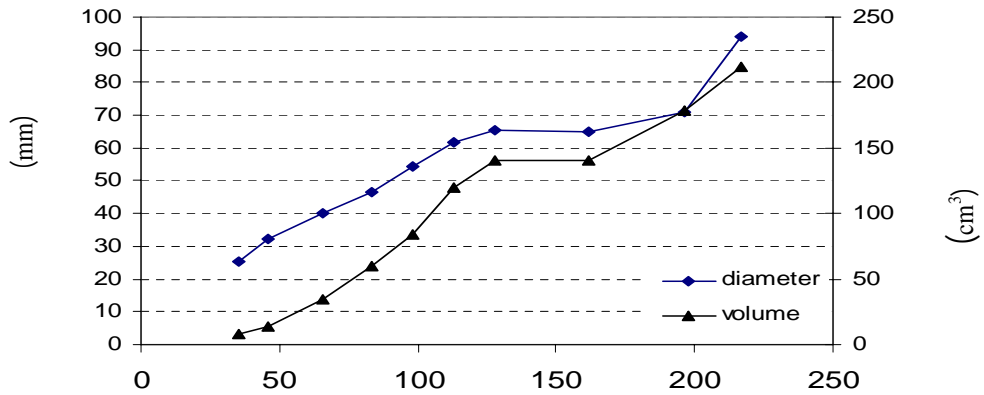
%

$R^2 = 0.946$

( ) (0.998)

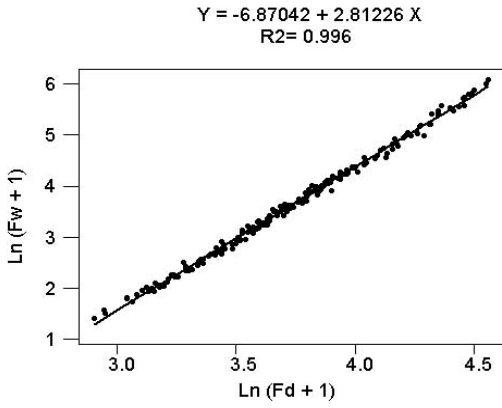


( = )



( = )

( )



KS<sub>8</sub>

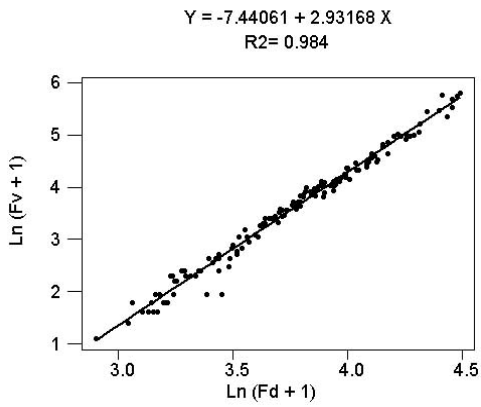
KS<sub>14</sub> KS<sub>13</sub> KS<sub>12</sub>

( =Ln =Fw =Fd)

KS<sub>12</sub> KS<sub>8</sub>

KS<sub>13</sub>

KA<sub>14</sub>



KS<sub>8</sub>

KS<sub>14</sub> KS<sub>13</sub> KS<sub>12</sub>

( =Ln =Fv =Fd)

( )

% "F"

( )

## REFERENCES

2. Arzani, K., G. S. Lawes, & D. E. S. Wood. 1999. Estimation of 'Sundrop' apricot fruit volume and fresh weight from fruit diameter. *Acta Horticulturae*, 488: 321-326.
3. Arzani, K. 2000. Study on the adaptation of some Asian pear cultivars (*Pyrus serotina Rehd*) in Iran. VIII International Symposium on Pear. 4- 9 September, Bologna, Italy.
4. Arzani, K. 2002. Introduction of some Asian pear cultivars (*Pyrus pyrifolia*) to Iran. *Acta Horticulturae*, 596: 287- 290.
5. Arzani, K. 2005. Progress in the national Asian pear project: A study on the adaptation of some Asian pear (*Pyrus serotina Rehd*) cultivars to Iranian environmental conditions. *Acta Horticulturae*, 671: 209- 212.
6. Arzani, K., M. A. Nejatian, & G. Karimzadeh. 2005. Apricot (*Prunus armeniaca*) pollen morphological characterization through scanning electron microscopy, using multivariate analysis. *New Zealand Journal of Crop and Horticultural Science*. 33: 381- 388.
7. Bertelsen, M. 2002. Growth of 'Clara frijs' pear in nordic climate. *Acta Horticulturae*, 596: 783-787.
8. Bramardi, S.J., H. R. Castro, & M. L. Zanelli. 1998. Fruit growth pattern of pear cv. 'Bartlett' and 'Packham' to improve hand thinning. *Acta Horticulturae*, 475:283-294.
9. Mattiuz, B., L. Neto, & J. Filho. 1997. Fruit development of three Guava cultivars (*Psidium guajava L.*). *Acta Horticulturae*, 452:83-86.
10. Mitchell, P.D. 1986. Pear fruit growth and the use of diameter to estimate fruit volume and weight. *Horticultural Science*, 21(4): 1003-1005.
11. Salisbury, F.B. & C. W. Ross. 1992. *Plant physiology*. fourth edition, Wadsworth, USA 540pp.

12. Szabó, T., J. Iváncsics, E. Dibuz, F. Inántszy, M. Soltész, J. Nyéki, & M. Hunyady. 1998. The variability of fruit characters of Hungarian local pear cultivars in different ecological conditions. *Acta Horticulturae*, 475: 111-116.
13. Terpó, A., J. Nyéki, & E. Dibuz. 1977. The role of pear crops characteristics in the pyrus genus system. *Acta Horticulturae*, 69: 83-86.
14. Westwood, M.N. 1993. *Temperate- zone pomology* (Third ed.). Timber Press, Portland, Oregon, USA 389pp.