

*

(// // //)

$$q_u = 0.5\gamma B N_\gamma s_\gamma g_\gamma i_\gamma + C N_c s_c g_c i_c \quad (1)$$

$$N_c = \frac{C}{s_c} \left(\frac{B}{s_\gamma} \right)^{0.5} \left(\frac{q_u}{\gamma} \right)^{0.5} \left(\frac{g_\gamma}{i_\gamma} \right)^{0.5}$$

[:]

$$(f(\sigma_{ij}) = 0)$$

$$\dot{\epsilon}_{ij}^p = \lambda \frac{\partial f(\sigma_{ij})}{\partial \sigma_{ij}}$$

σ_{ij}

$$\dot{\epsilon}_{ij}^p = \lambda$$

$$F = \frac{\tan \phi}{\tan \phi_d} = \frac{C}{C_d} \quad (2)$$

ϕ C

$$\phi_d = C_d$$

()

()

[] (Giger & Krizek)

[] (Michalowski)

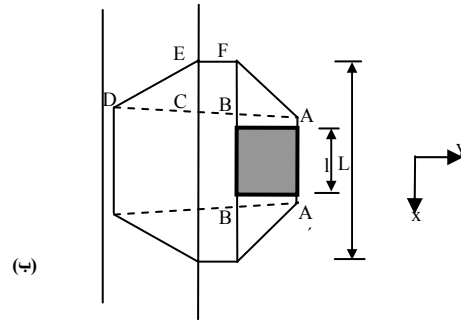
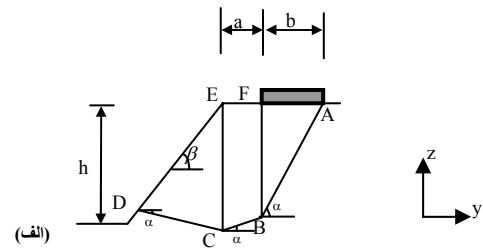
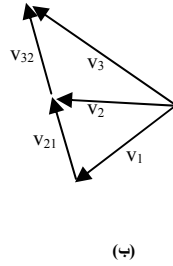
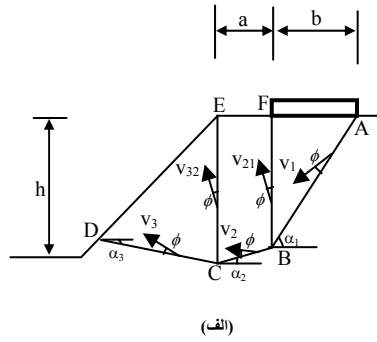
ϕ

$$\psi = \phi$$

[]

TRASS

TRASS



ϕ

() ()

$(V_3 \quad V_2 \quad V_1)$

$(V_{32} \quad V_{21})$

(P)

(W_k)

(E) ()

$$E = P.V_o + k.P.(V_1)_h + \sum_{k=1}^3 W_k.(V_k)_v$$

$$+ \sum_{k=1}^3 k.W_k.(V_k)_h$$

() ()

$(V_i)_h \quad (V_i)_v \quad k$

i

(i)

: ()

$$I = C \cos \phi \left(\sum_{k=1}^3 V_k S_k + \sum_{k=2}^3 V_{k,k-1} S_{k,k-1} \right) \quad (1)$$

)

(

$$V_{k,k-1} \quad V_k$$

$$S_k \quad k-1 \quad k$$

$$k$$

$$S_{k,k-1}$$

$$k-1 \quad k$$

$$P$$

(a)

$$P.V_o + k.P.(V_1)_h + \sum_{k=1}^3 W_k.(V_k)_v + \sum_{k=1}^3 k.W_k.(V_k)_h$$

$$= C \cos \phi \left(\sum_{k=1}^3 V_k S_k + \sum_{k=2}^3 V_{k,k-1} S_{k,k-1} \right) \quad (2)$$

q_u

P/b

φ_d C_d

C

φ_d C_d

F φ

محاسبه ظرفیت باربری
نهایی
 q_u

انتخاب
 F_1

محاسبه بار مجاز
 $q_a = \frac{q_u}{F_1}$

بررسی پایداری شیروانی با در
نظر گرفتن بار مجاز شالوده و
محاسبه F_2

F_{3D}

()

()

()

()

() F_2 $F_2(2D)$ (q_u)

(F_1)

F_2 F_1 (q_a)

$F_2(3D)$ () (F_2)

F_2

(q_a)

F_2

F_2 F_1 F_2 F_1

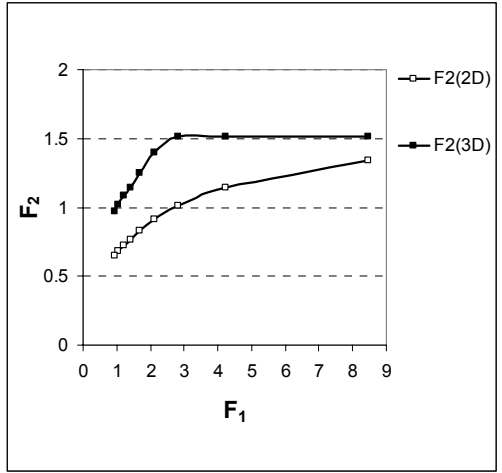
(F_1) (F_2) (F_2) $F_2(2D)$

F_2 F_2 (F_1) F_1

(F_1) F_2 F_2 F_2

(F_2)

$F_2(3D)$



()

(F_1)

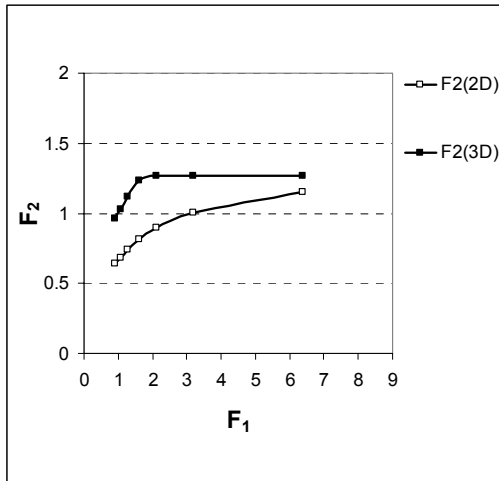
(L)

(F_1)

(F_1)

(F_2)

F_2)
 (F_1)
 $F_2(3D)$
)
)
)
) F_1) / F_1
 / / (F_1 420÷2/4



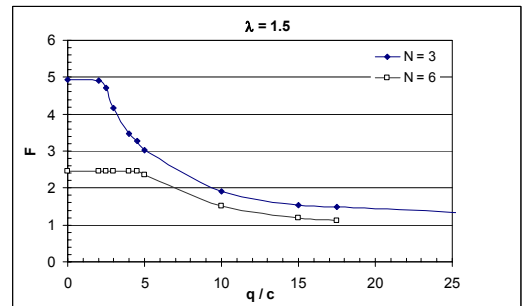
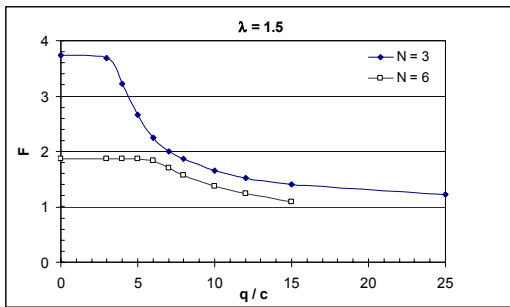
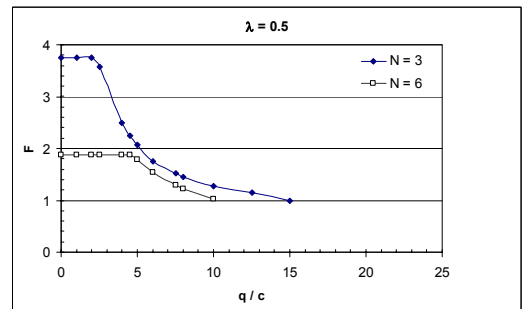
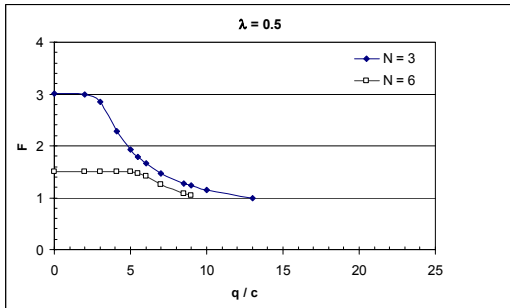
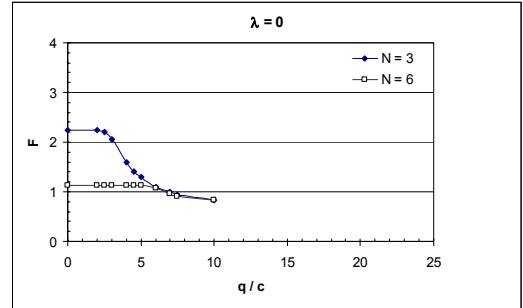
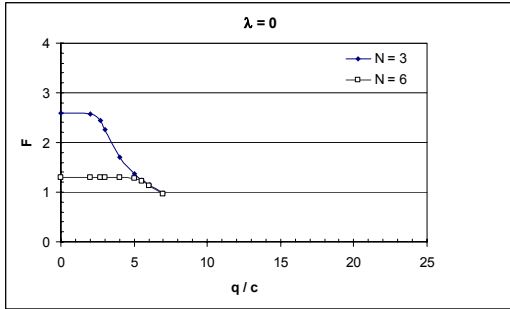
:
 (F_1) /
 (F_2)
)
) / F_1 ÷ 1/8
 / F_1 /
) $F_2(3D)$
 : N -)
 $N = \gamma h / c$) (F_2)
 ()
 h γ ($F_2(2D)$))

N

$$\lambda = (\gamma h / c) \tan \phi$$

()

λ



q/c

N و λ

h/b / a/b

q/c

N و λ

F_2

F

()

q -

() ()

N ()

(L)

N

λ

(q_u)

q_a

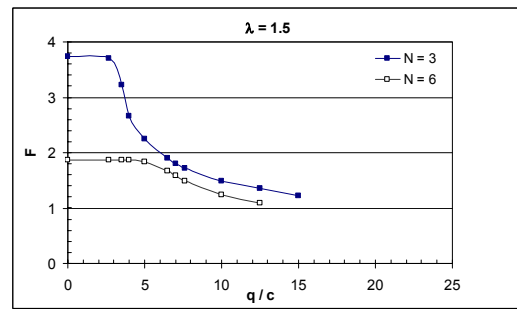
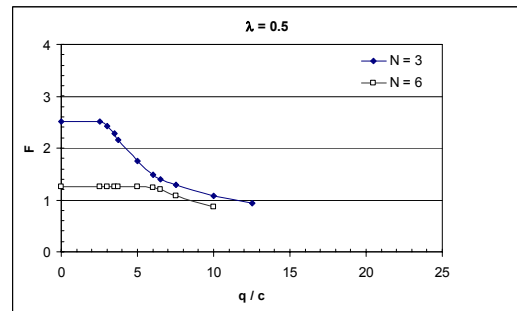
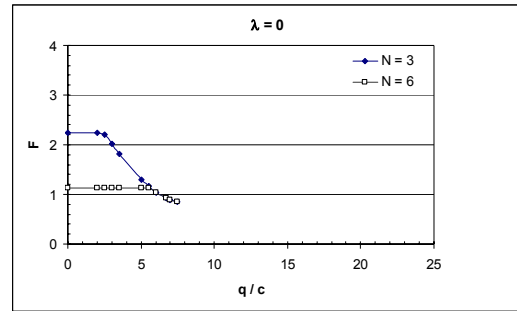
($q_a = \frac{q_u}{F_1}$)

(F_1)

(F_2)

(F_2)

(F_1)



q/c

N , λ

-
- 1 - Behnia, K. and Tabatabai, A. M. (1986). *Soil Mechanics*, Vol. I and II, Tehran Univeristy Publication.
 - 2 - Giger, M. W. and Krizek, R. J. (1975). "Stability analysis of vertical cut with variable corner angle." *Soils and Found.*, Tokyo, Vol. 15, No. 2, PP. 63-71.
 - 3 - Giger, M. W. and Krizek, R. J. (1976). "Stability of vertical corner cut with concentrated surcharge load." *J. Geotech. Engrg. ASCE*, Vol. 102, No. 1, PP. 31-40.
 - 4 - Michalowski, R. L. (1989). "Three dimensional analysis of locally loaded slopes." *Geotechnique*, London, Vol. 39, No. 1, PP.27-38.
 - 5 - Farzaneh, O. and Askari F. (2003). "Three-dimensional analysis of nonhomogeneous slopes." *Journal of Geotechnical and Geoenvironmental Engineering*, Vol. 129, No. 2.
 - 6 - Chen, W. F. (1975). *Limit Analysis and Soil Plasticity*, Elsevier Science Publishing Company, Amesterdam.
 - 7 - Chen, W. F. and Liu, X. L. (1990). *Limit Analysis in Soil Mechanics*, Elsevier Science Publishers B. V.
 - 8 - Michalowski, R. L. (1995). "Slope Stability: A Kinematical Approach." *Geotechnique*, Vol. 45, No. 2, PP.283-293.
-