

*

moztarzadeh@aut.ac.ir

solati@aut.ac.ir

hesaraki@merc.ac.ir

$\text{NaH}_2\text{PO}_4 \cdot 2\text{H}_2\text{O}$

(CaHPO_4)

(CaCO_3)

(TCP)

L/P(ml/g)

$\text{NaH}_2\text{PO}_4 \cdot 2\text{H}_2\text{O}$

:

*

rabiee@nit.ac.ir :

:

:

:

F

[]

[]

()

[]

[]

(Mpa)

[]

[]

NIST

] MPa

FDA

[

[]

[]

(I)

$Ca_{10}(PO_4)_6(OH)_2$

I

Ca/P= /

F

¹ Granule

² Injectable

³ Calcium phosphate bioceramics

⁴ Implant

⁵ Monroe

⁶ Biocompatibility

⁷ National Institute of Standards and Technology

⁸

⁸ Food and Drug Administration

⁹ Toughness

¹⁰ Setting time

¹¹ Elastic modulus

()

(CaHPO₄) (CaCO₃) (TCP)
 HA (%))

NaH₂PO₄.2H₂O

[]

pH

(Ca/P)

Ca/P

/

pH=

pH

NaH₂PO₄.2H₂O

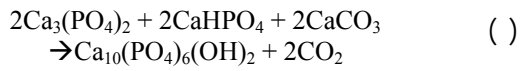
% % % % % % %

pH

/

[]

()



L/P(ml/gr)

/

L/P(ml/gr) = / / /

°C

L/P(mlg ⁻¹)				NaH ₂ PO ₄ .2H ₂ O%
/	/	/	/	
/		/		
			/	
/	/			
/		/	/	
			/	

[]

(SBF)

(XRD)

HA	CaHPO ₄	CaCO ₃	TCP	

¹² Merck

¹³ Vicat

¹⁴ Instron Universal Testing Machine1196

¹⁵ Simulated Body Fluid

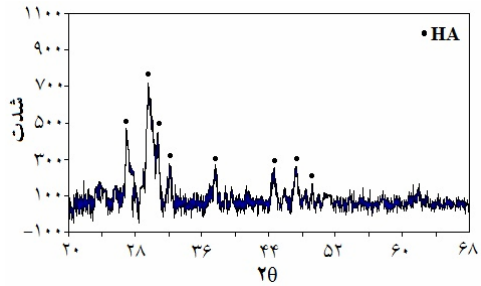
¹⁶ X-ray diffraction

XRD

% NaH₂PO₄·2H₂O

/ ml/gr

SBF



% NaH₂PO₄·2H₂O

XRD

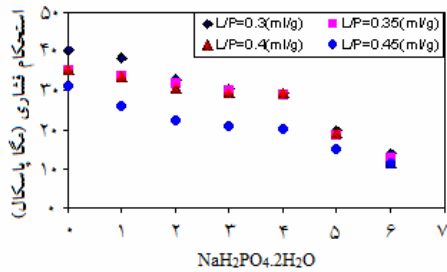
SBF

/ ml/gr

Mpa

°C

L/P(mg ⁻¹)				NaH ₂ PO ₄ ·2H ₂ O%
/	/	/	/	
	/		/	
			/	
/	/	/		
/	/		/	
/	/	/	/	
	/	/		
/	/	/	/	



°C

°C

L/P(mg ⁻¹)				NaH ₂ PO ₄ ·2H ₂ O%
/	/	/	/	
		/		
			/	
	/			
		/		

L/P

%

NaH₂PO₄·2H₂O

SBF

SBF

pH

SBF	L/P	°C	/ Mpa
NaH ₂ PO ₄ ·2H ₂ O	%	[]	
NaH ₂ PO ₄ ·2H ₂ O		[]	
NaH ₂ PO ₄ ·2H ₂ O			
NaH ₂ PO ₄ ·2H ₂ O			
% NaH ₂ PO ₄ ·2H ₂ O	/ ml/gr	[]	
[1] Shakckelford J.F; Bioceramics: Applications of Ceramic and Glass Materials in Medicine; Trans Tech Publications Ltd; Switzerland; 1999: 546-555.			
[2] Ravaglioli A, Krajewski A; Bioceramics, Materials, Properties, and Application; Chapman and hall; London; 1992; 162-173.			
[3] Yamamuro T, Nakamura T, Iida H, Kawanabe K, Matsuda Y; Development of bioactive bone cement and its clinical applications; J Biomaterials 1998; 19: 1479-1482.			
[4] Bermudez L, Boltong M.G, Driessens F.C.M, Planell J.A; Development of some calcium phosphate cements from combinations of α-Tcp, MCPM and CaO; J Mater.Sci. Mater. Med 1994; 5:160-163.	%		Mpa
[5] Monroe E.A, Ward V, Mullen J.M; New calcium phosphate ceramic material for bone and tooth implants; J Dent. Res 1971; 50: 860-866.			/ ml/gr
[6] Ravaglioli A, Krajewski A; Bioceramics, Materials, Properties, and Application; Chapman and hall; London; 1992; 234-241.			

-
- [15] Yamamoto H, Niwa S; Mechanical strength of calcium phosphate cement *in vivo* and *in vitro*; *J Biomaterials* 1998; 19:1587-1591.
- [16] Burg K.J.L., Porter S.T, Kellam J.F; Biomaterial developments for bone tissue engineering; *J Biomaterials* 2000; 21: 2347-2359.
- [17] International standards organization; Specification for Dental water-based Cements 1991; ISO 9917.
- [18] Tofighi A, Mounic S, Chakravarthy P, Rey C, Lee D; Setting reactions involved in injectable cements based on amorphous calcium phosphate; *Key Engineering Materials* 2002; 192-195: 769-772
- [19] Boudeville P, Ppauvert B, Ginebra M.P, Fernandez E; Dry mechanochemical synthesis of apatites and other calcium phosphates; *Key Engineering Materials* 2002; 192-195: 115-118.
- []
- ()
- [21] Lerner E, Sarig S, Azoury R; Enhanced maturation of hydroxyapatite from aqueous solution using microwave irradiation; *J Mater. Med* 1991; 2: 138-141.
- [22] Goncalves S, Brouchet A, Freche M, Rodriguez F, Delisle B, Lacout J.L; Formation of an injectable phosphocalcium cement; *Key Engineering Materials* 2002; 192-195: 789-79.
- [7] Takagi S, Chow L.C; Formation of hydroxyapatite in new calcium phosphate cements; *J Biomaterials* 1998; 19: 1593-1599.
- [8] Doi Y, Shimizu Y; Development of calcium phosphate cement that contains sodium calcium phosphate; *J Biomaterials* 2001; 22: 847-854
- [9] Yamamoto H, Niwa S. N; Mechanical strength of calcium phosphate cement *in vivo* and *in vitro*; *J Biomaterials* 1998; 19: 1587-1591.
- [10] Khairun I, Boltong M.G; Limited compliance of some apatite calcium phosphate bone cements with Clinical requirements; *J. Mat. Sci, Material in Medicine* 1998; 9: 667-671.
- [11] Fan H.S, Lu W.W, Leong J.C.Y, Cheng J.Q; *In vitro* primary of an injectable and fast setting calcium phosphate based biomaterials; *Key Engineering Materials* 2002; 218-220 :321-324.
- [12] Khairun I, Boltong M.G; Some factors controlling the injectability of calcium phosphate bone cements; *J. Mat. Sci, Material in Medicine* 1998; 9: 425-428.
- [13] Driessens F.C.M, Boltong M.G; Applied aspects of calcium phosphate bone cement application; *J Biomaterials Engineering and Devices, Human Applications* 1999; 2: 253-259.
- [14] Wolke J.G.C, Ooms E.M, Jansen J.A; *In vivo* resorption of a high strength injectable calcium-phosphate cement; *Key Engineering Materials* 2002; 192-195: 793-796.