

ii

i

() (large strain) ()
()
()
FLAC
()
()

Investigation of Deformation Characteristics of a 17-m Reinforced Earth Wall Under Seismic Conditions

Author's Names; K. Fakharian ; S.H. Ghodratiان

ABSTRACT

This paper presents the effect of various parameters on deformation characteristics of a 17-m reinforced wall under seismic conditions with consideration of large strains. The foundation soil strength parameters (angle of internal friction and cohesion) and reinforcing elements (length and stiffness) are varied to investigate their effects on horizontal facing deformation and vertical displacement of the wall toe. The main objective of this research is to investigate the optimized performance of such (high) walls under seismic conditions. Numerical 2-D plane-strain analysis with a finite difference scheme using FLAC-2D is performed to achieve the objectives. A variable amplitude harmonic wave with a 3-Hz frequency is applied to the wall foundation. The results show that an improved foundation soil properties of suitable shear strength and steel reinforcement belts with proper length (with respect to the wall height), the wall deformations are significantly reduced and the wall performance under seismic conditions is improved.

kfakhari@aut.ac.ir :

i

ii

h.ghodratiان@gmail.com



KEYWORDS

Reinforced earth wall, tall wall, seismic analysis, numerical model, finite difference, deformation characteristics, foundation soil cohesion and friction, reinforcement length and stiffness.

Logansport INDOT

Vienna, Virginia

INDOT

Bathurst and Hatami (1998)

()

Bathurst and Hatami (1999) Bathurst and Alfaro, (1996)

()

Fakharian and Hosseinzadeh (2007) ()

()

/

/

/

/

0.7H

()

/

(Reinforced Soil)

SP

A-1-a

AASHTO

20.8 kN/m³

(Retained Soil)

4.8

AASHTO

/

A-1-b SW-SM

/

kN/m³

Φ

INDOT

Runser et al. (2001)

/

Steel 65

$f_u = 552 \text{ MPa}$ $f_y = 448 \text{ MPa}$

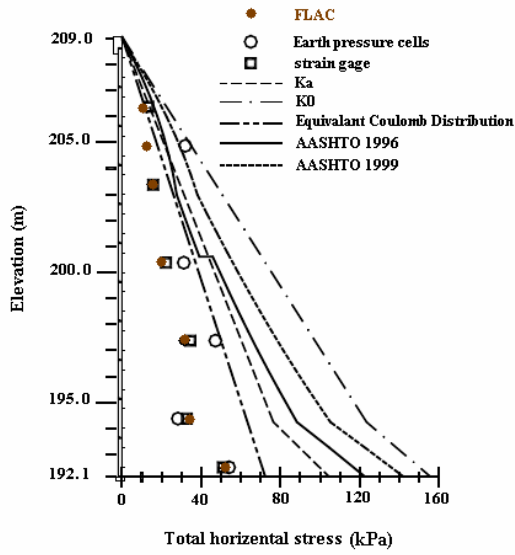
$T_u = 143 \text{ kN/m}$ $T_y = 107 \text{ kN/m}$

(Runser et al., 2001)

$E = 200 \cdot 10^6 \text{ kPa}$

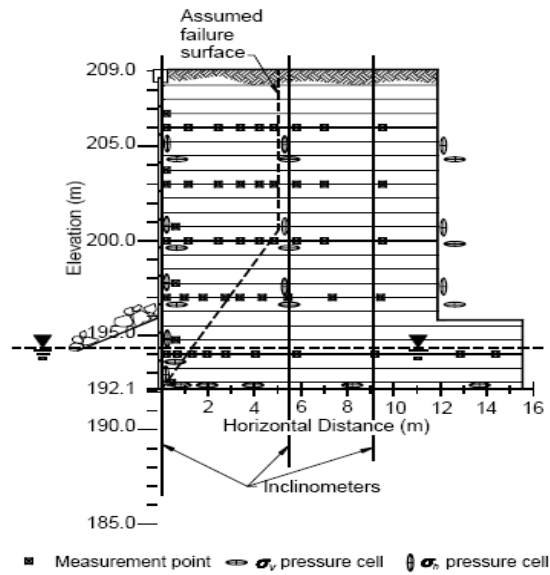
Minnow Creek





Minnow creek

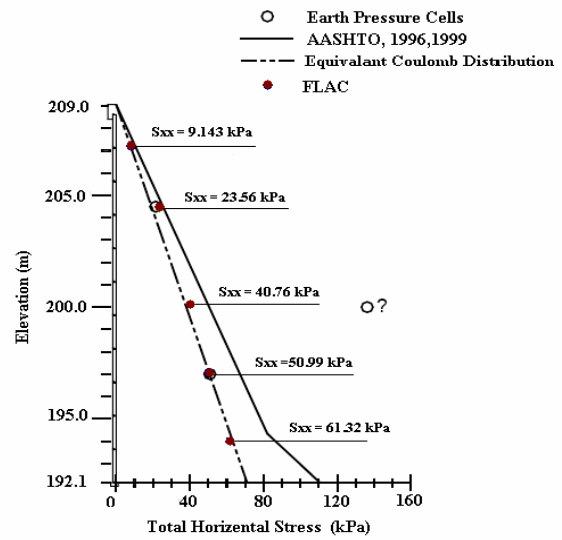
FLAC



Minnow Creek

free-field
 free-field

FLAC



Minnow creek



[]

G_{max}

[]

(G_{max})

$$G_{max} = 21.7 \times K_{2max} \times P_a \times [\sigma_a / P_a]$$

()

(

) K_{2max}

3 Hz

()

0.2g

(

)

$$\ddot{u} = \sqrt{\beta e^{-\alpha t} t^\zeta} \sin(2\pi f t)$$

()

$$f \quad \alpha = 5.5 \quad \beta = 55 \quad \zeta = 12$$

Interface

()

FISH

FLAC

107 kN/m

Minnow Creek

RMC

Bathurst et al. (2001)

(Royal Military College)

28.5

FLAC

Grout Material

FLAC

$K_b = 6.24e3 \sim 1.37e5$ kPa

$S_b = 0.5$ kPa

() ()

RMC

Minnow Creek

() ()

2.4 t/m³

$b = 0.384e6$ kPa

$G = 3e5$ kPa

)

(

Bathurst et al. (2001)

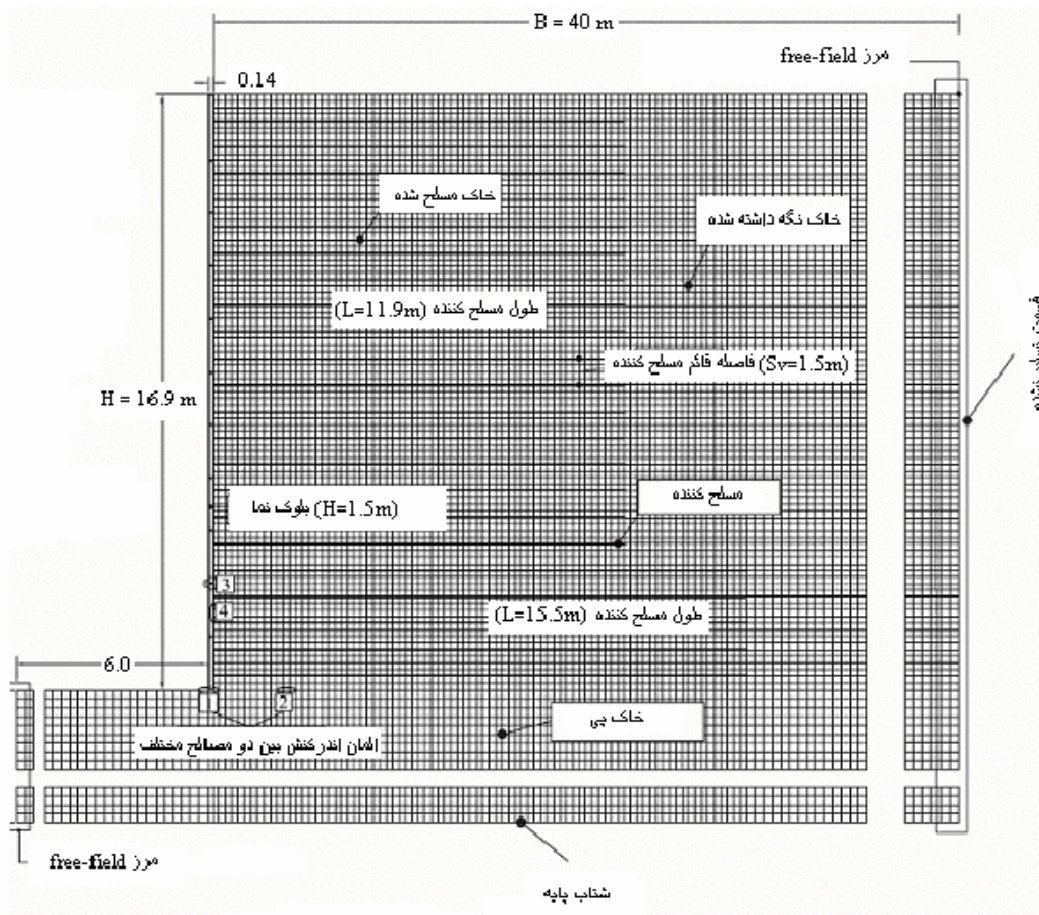
Interface

[] []

RMC



/ / / /



Interface

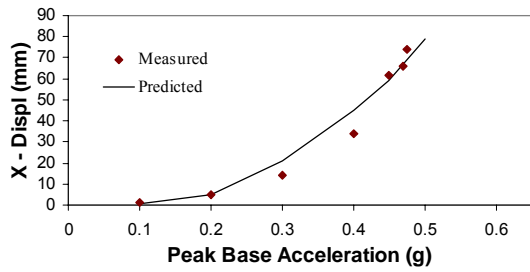
(:)

(FLAC)

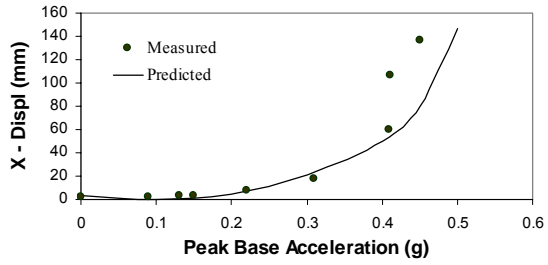
(:)

Φ	C (kPa)	ν	E (MPa)	γ (kN/m ³)	
		/		/	
/		/		/	
		/			
Ψ	Φ	C (kPa)	ν	E (MPa)	γ (kN/m ³)
			/		





: ()



: ()

Minnow Creek

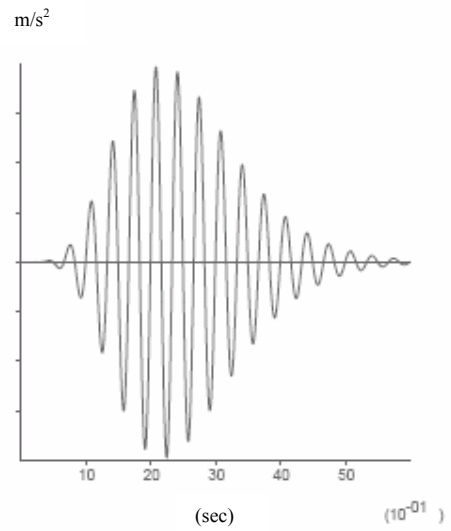
()

0.2g

() ()

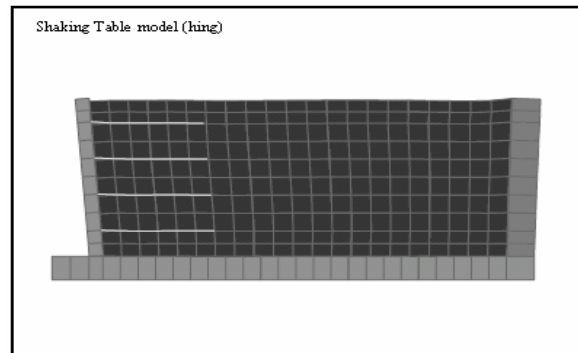
()

()



: ()

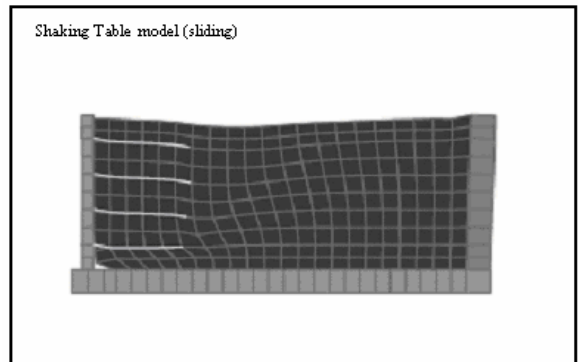
Minnow creek



: ()

(FLAC)

0.5g



: ()

(FLAC)

0.5g



()

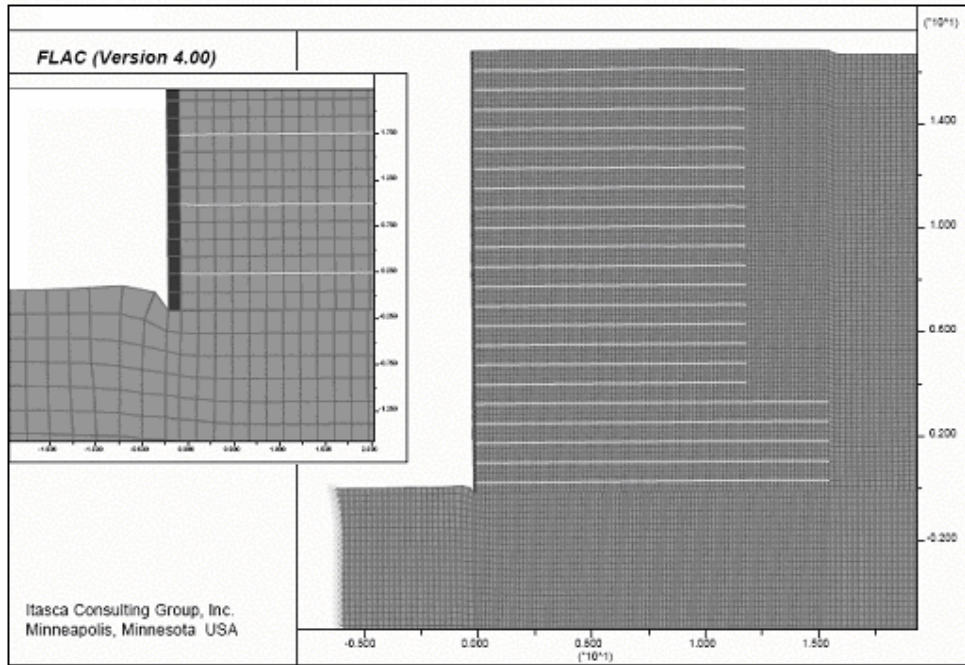
/

()

kPa

/

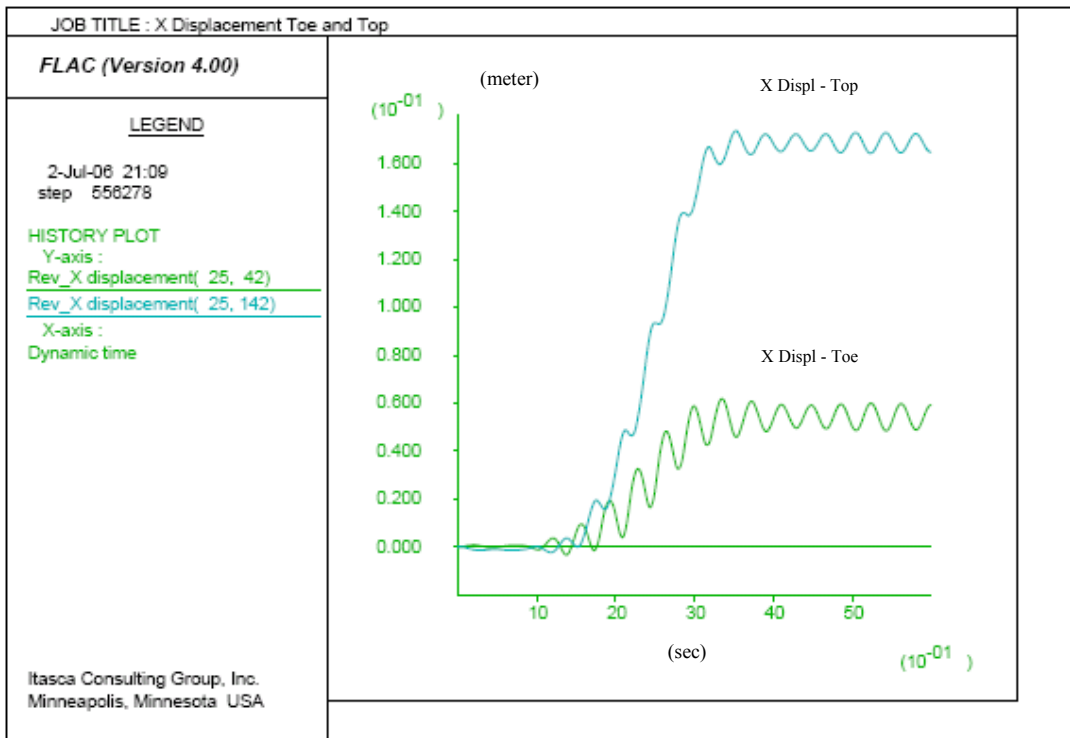
kPa



Minnow Creek

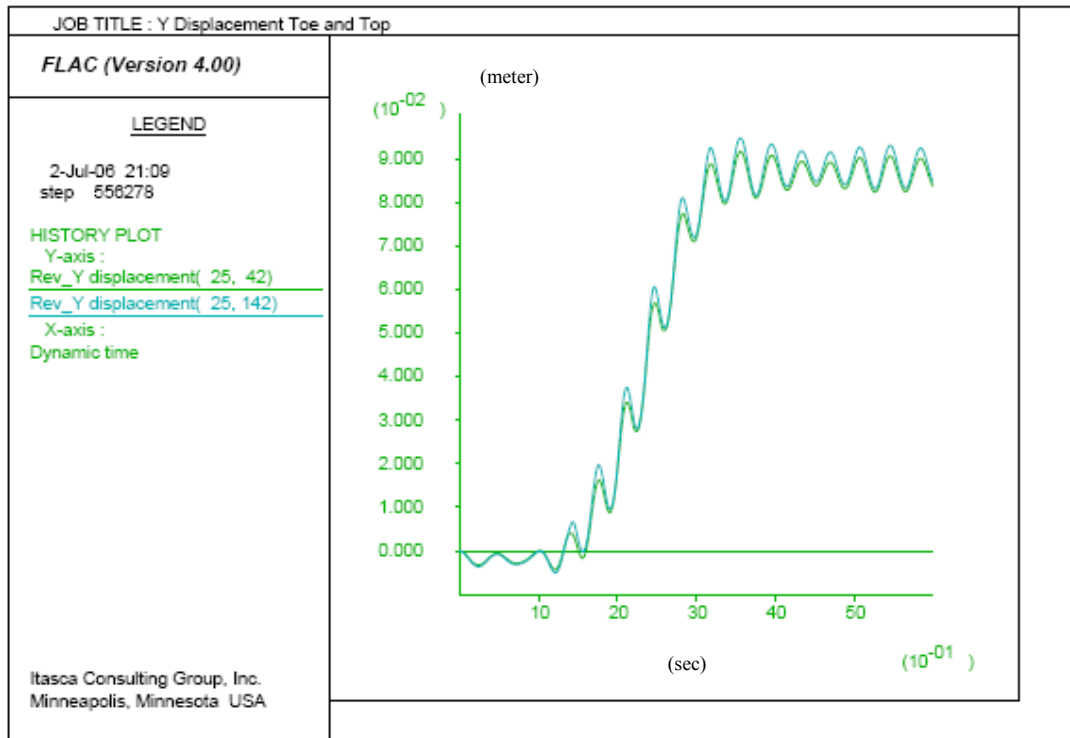
:()





()

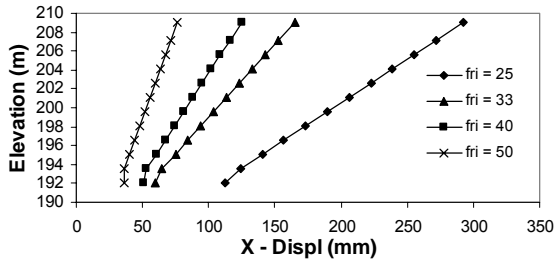
:()



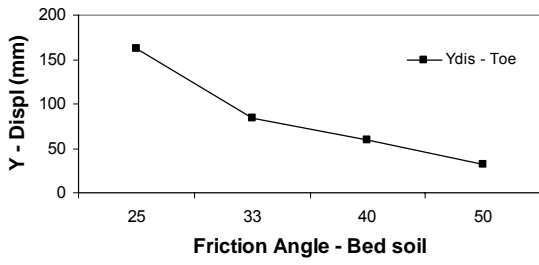
()

:()

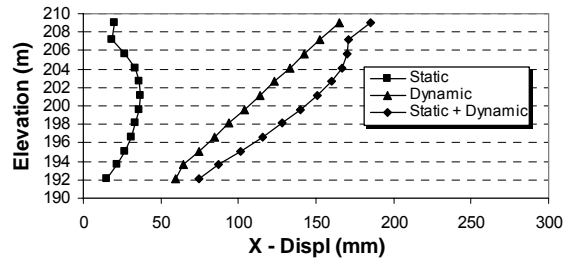




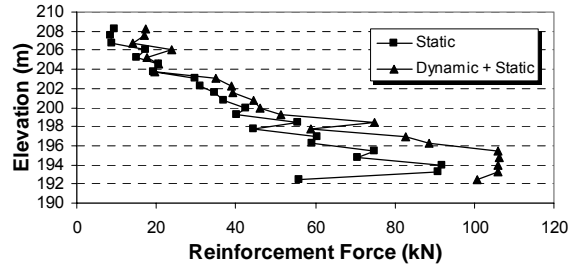
()



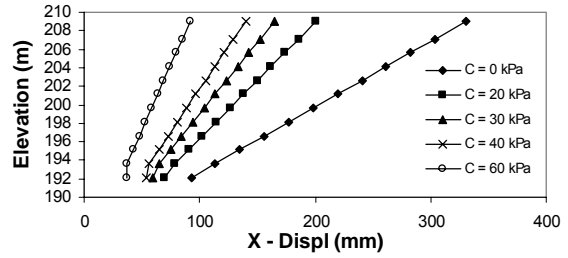
()



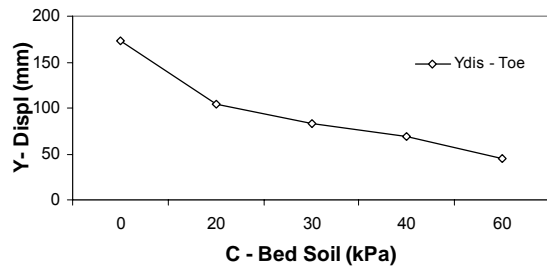
()



()



()



()

(j = 2000 kN/m)

kN/m

()

() ()

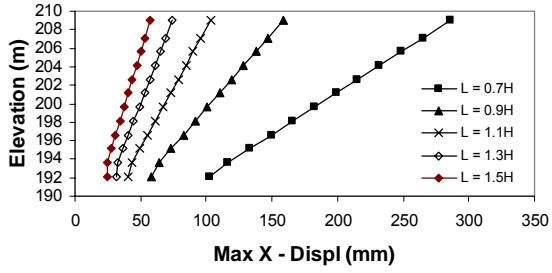
()



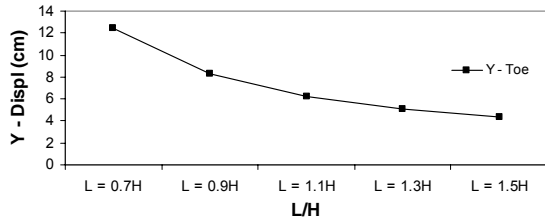
L/H

kN/m

kN/m

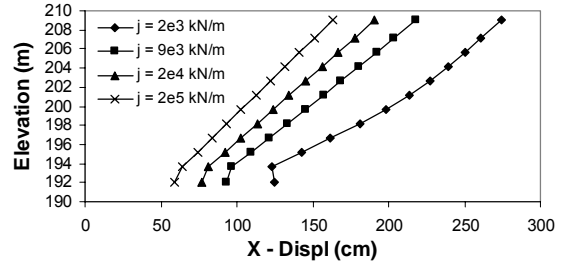


()

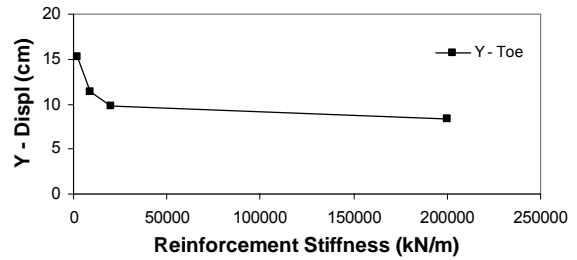


()

kN/m



()



()

FLAC

Minnow Creek

Minnow Creek

L/H

/

)

(

()



/ / / /

Bathurst, R.J.; Hatami, K.; "Seismic Response Analysis of a Geosynthetic-Reinforced Soil Retaining Wall", Geosynthetics International, Vol. 5, Nos. 1-2, pp. 127-166,1998.

[] ()

Bathurst, R.J.; Hatami, K.; "Earthquake Response Analysis of Reinforced – Soil Wall Using FLAC", FLAC and Numerical Modeling In Geomechanics, Detournay & Hart (eds), Balkema, Rotterdam, 1999.

[]

Bathurst, R.J.; EL-Emam, M.M.; Mashhour, M.M.; "Shaking Table Model Study on the Dynamic Response of Reinforced Soil Walls", Geosynthetic -7th ICG -Delmas, Gourc & Girad (eds), 2002.

[]

Bathurst, R.J.; Alfaro M.C.; "Review of Seismic Design, Analysis and Performance of Geosynthetic Reinforced Walls,Slopes and Embankments" IS-Kyushu.96 Third International Symposium on Earth Reinforcement Fukuoka, Kyushu, Japan 12-14 November 1996.

[]

/ / L/H

Fakharian, k.; Hosseinzadeh Attar, I.; "Verification of Static and Seismic Numerical Modeling of Geosynthetic-Reinforced Soil Segmental Bridge Abutments", Geosynthetic International, 2007 (in press).

[]

Minnow Creek

Runser, D.J.; Fox, P.J.; Bourdeau, P.L.; "Field Performance of a 17 M-High Reinforced Soil Retaining Wall" Geosynthetic International, V8, N5, p367-390, 2001.

[]

Seed, H.B.; Idriss, I.M.; "Soil Module and Damping Factors for Dynamic Response Analysis", Report No. FERC 70-10, Earthquake Engng Res. Ctr., Univ. of California, Berkeley, Calif., Dec, 1970.

[]

[]

[]

[]