

:

()

*

// :

// :

(EKC)

EKC

EKC

()

)

(

()

()

()
(IUCN)

()

()

()

()

()

:

...

()

()

() :

U

Heidebrink, Grossman and Krueger, 1991)

(Antle and 1995

(Seldon and Song,1995)

(Kuznets, 1995)

Krueger,)

U

Shafik and Bandyopadhyay, 1992 Grossman and 1991

(Seldon and Song, 1995

(1991) Grossman Krueger)

(

()

(Stern, 2004 Cavlovic and et al, 2002) ...

(Asafu-Adjaye, 2003)

Pecchenino, 1994)

(A) (N)

Songand Seldon, 1995 Lopez, 1994 John and
Stokey, Munasinghae, 1999 Chapman and Suri, 1998
Pasche, 2002 Levinsonand Andreoni, 2001 1998
(Roca, 2003

$S = C A^Z$ ()
. / / Z . Z C
% / Z
() % / Kerr , .
(1995) Currie

:(Wilson,1992) ()
 $\ln S = \ln C(X) + Z \ln(A)$ ()
X (2001) Admowicz Naidoo

Asafu-Adjaye .
(2003)

(E_{i1})
(E_{i2})
(E_{i3}) (2005) Nieswiadomy McPherson
:(RGDP)

(AGRICPC) :

(FREE)
:(FOREX) يت
(Pop) —

(PDLAND)
(PPLAND)

:

D₁₁
D₁₂
D₁₃

() :

FAO

(POP_i)

(
(

()

$$E_{ij} = \alpha_0 + \alpha_1 RGDP_i + \alpha_2 AGRICPC + \alpha_3 FREE_i + \alpha_4 FOREX_i + \alpha_5 POP_i + \alpha_6 PDLAND + \alpha_7 PPLAND_i + \alpha_8 D_{11} + \alpha_9 D_{12} + \alpha_{10} D_{13} + \varepsilon_i \quad (i = 1, \dots, N)$$

(FOREX_i)

(Asafu- Adjaye, 2003)

Turning)

2005)

(Point

: (McPherson, Nieswiadomy,

$$E_{i4} = \beta_0 + \beta_1 RGDP_i + \beta_2 RGDP_i^2 + \beta_3 POP$$

(PPLAND)

(PDLAND_i)

() () ()

()

()

() ()

:()

		t			t			t	
c	/ ***	/	/	/ ***	/	/	/ ***	/	/
RGDP	/ ***	/	/	/	/	/	/ **	/	/
AGRICPC	/	/	/	/ ***	/	/	/ ***	/	/
FREE	/ ***	/	/	/ **	/	/	/ **	/	/
FOREX	/	/	/	/	/	/	/	/	/
POP	/ ***	/	/	/ ***	/	/	/ ***	/	/
PDLAND	/	/	/	/	/	/	/	/	/
PPLAND	/ **	/	/	/	/	/	/	/	/
D11	/ ***	/	/	/ **	/	/	/ **	/	/
D12	/	/	/	/	/	/	/	/	/
D13	/	/	/	/	/	/	/	/	/
R^2	/			/			/		
$\overline{R^2}$	/			/			/		
F-أماره	/ ***		/	/ ***		/	/ ***		/

:

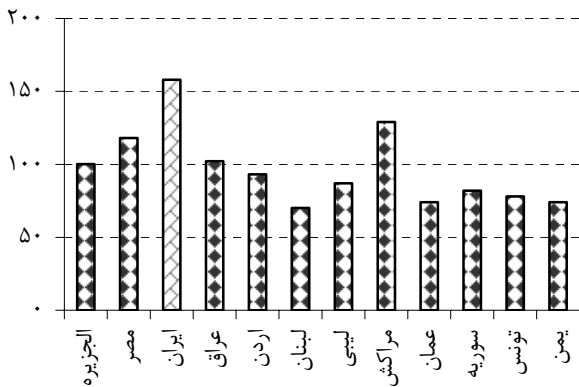
() :

:()

	t			t			t		
c	/ **	/	/	/ **	/	/	/	/	/
RGDP	/ **	/	/	/	/	/	/	/	/
AGRICPC	/	/	/	/ **	/	/	/ **	/	/
FREE	/	/	/	/	/	/	/ **	/	/
FOREX	/	/	/	/	/	/	/	/	/
POP	/ ***	/	/	/ ***	/	/	/ **	/	/
PDLAND	/	/	/	/	/	/	/	/	/
PPLAND	/	/	/	/	/	/	/	/	/
D11	/ **	/	/	/ **	/	/	/ **	/	/
D12	/	/	/	/	/	/	/	/	/
D13	/	/	/	/	/	/	/	/	/
R^2	/			/			/		
$\overline{R^2}$	/			/			/		
F-أماره	/ **	/	/	/ ***	/	/	/ **	/	/

:

() ()



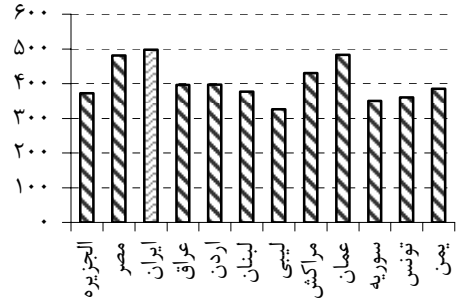
()

()

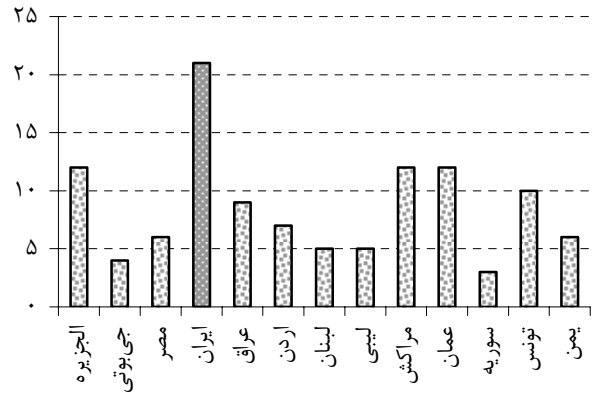
:()

(AGRICPC GDP)

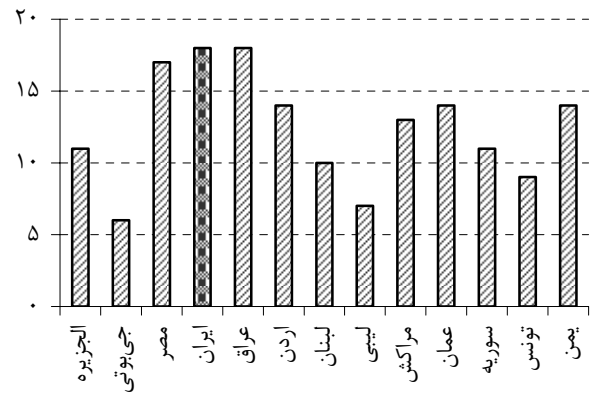
AGRICPC



: ()



: ()



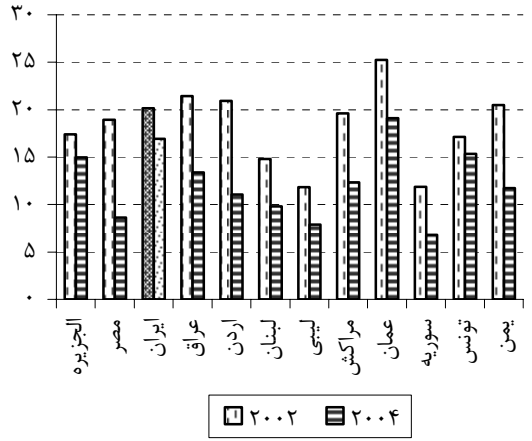
: ()

()

()

:

AGRICPC



: ()

D₁₁

F

D₁₁

()

()

D₁₃ D₁₂

()

D₁₁

: ()

F

:			
C	/ ***	t	/
RGDP	/ **	/	/
RGDP ²	/	/	/
R ²	/		
F	/ **		/

()

U

()

: ()

:			
C	/ ***	t	/
RGDP	/ **	/	/
RGDP ²	/ *	/	/
R ²	/		
F	/ ***		/

U

(...)

()

()

()

() :

یادداشت‌ها

- 1- Size of Habitat
- 2- Population Pressure
- 3- Environmental Kuznets Curve

www.worldbank.org

Red Data Book of Iran .

www.irandoe.org

www.fao.org

: ()

: ()

Andreoni, J. and A., Levinson. 2001. The Simple Analytics of the Environmental Kuznets Curve. *J. Public Economic*, 80(2), 269-286.

Antle, J.M. and G., Heidebrink. 1995. Environmental and Development: Theory and International Evidence. *Economic Development and Cultural Change*, 43(3), 603-623.

Antoci, A., S., Borghesi and P., Russu. 2005. Biodiversity and Economic Growth: Trade-offs Between Stabilization of the Ecological System and Preservation of Natural Dynamics. *Ecological Modeling*, 189, 333-346.

Asafu-Adjaye, J. 2003. Biodiversity Loss and Economic Growth, A Cross Country Analysis. *Contemporary Economic Policy*, 21(2), 173-185.

Cavlovic, T., et al. 2002. A Meta-Analysis of Environmental Kuznets Curve Studies. *Agriculture Resource Economic. Rev.* 29(1), 32-42.

Grossman, G.M. and A.B., Krueger. 1991. Environmental Impacts of a North American Free Trade Agreement. NBER Paper 3914, Cambridge MA

-
- Grossman,G.M. and A.B.,Krueger.1995. Economic Growth and the Environment. *Q. J. Econ.*, 110(2), 353-377.
- Jha, R. and K.V.Bhanu Murthy.2003. An inverse Global Environmental Kuznets Curve. *J. of Comparative Economics*, 31, 352-368.
- John,A. and R.Pecchenino. 1994. An Overlapping Generations Model of Growth and the Environmental. *Econ. J.*, 104(427), 1393-1410.
- Kerr, J.T. and D.J., Currie.1995. Effects of Human Activity on Global Extinction Risk. *Conserve. Boil.*, 9(5), 1528-1538.
- Kuznets, S.1955. Economic Growth and Income Inequality. *American Economic Review*, 45(1), 1-28.
- Lopez, R. 1994. The Environment as a Factor of Production: the Effects of Economic Growth and Trade Liberalization. *J. Environ. Econ. Manage*, 27(2), 163-185.
- McPherson,M.A. and M.L.,Nieswiadomy.2005. Environmental Kuznets Curve: Threatened Species and Spatial Effects, *ECOL. ECON* 55, 395 – 407.
- Munasinghae,M.1999. Is Environmental Degradation an Inevitable Consequence of Economic Growth: Tunneling Through the Environmental Kuznets Curve. *Ecol. Econ.*, 29(1), 89-109?
- Naidoo,R. and W.L.,Admowicz.2001. Effects of Economic Prosperity on Numbers of Threatened Species, *Conserve. Boil*, 15(4), 1021-1029.
- Pasche,M.2002. Technical Progress, Structural Change and the Environmental Kuznets Ccurve, *Ecol. Econ.*, 42(3), 381-389.
- Roca, J.2003. Do Individual Preferences Explain the Environmental Kuznets Curve, *Ecol. Econ.*, 45(1), 3-10.
- Seldon,T.M. and D.,Song.1995. Neoclassical Growth, the J Curve Forabatment, and the Inverted U Curve for Pollution, *J. Environ. Econ. Manage.*, 29(2), 162-168.
- Shafik,N. and S.,Bandyopadhyay.1992. Economic Growth and Environmental Quality: Time Series and Cross-Country Evidence, Background Paper for the World Development Report 1992, *World Bank*, Washington, D.C.
- Stern, D. I. 2004. The Rise and fall of the Environmental Kuznets Curve, *World Dev.*, 32(8).
- Stokey, N. 1998. Are There Limits to Growth? *Int. Econ. Rev.*, 39(1), 1-31.
- Suri, V. and D., Chapman .1998. Economic Growth, Trade and Energy: Implications for the Environmental Kuznets Curve, *Ecol. Econ.*, 25(2), 195-208.
- Wilson,E.O.1992. *The Diversity of Life*, Cambridge, M.A.: Harward University Press.