
(ANNs & ARIMA)

3

*

(// // //)

(ANNs)

(ARIMA)

(PNNs)

%

(PNNs)

(ARIMA)

(ANNs)

. []

[]

. []

[]

[]

[]

[]

[]

[]

[]

[]

[]

[]

[]

[]

[]

[]

[]

[]

[]

[]

[]

[]

[]

$$y_t = \theta_0 + \phi_1 y_{t-1} + \dots + \phi_p y_{t-p} + \varepsilon_t - \theta_1 \varepsilon_{t-1} - \dots - \theta_q \varepsilon_{t-q} \quad ()$$

ε_t, y_t

$\phi_i (i=1,2,\dots, p)$ t

q, p

$\theta_j (j=1,2,\dots, q)$

ε_t

() σ^2

$q=0$

p

()

q

$p=0$

(ANNs)

[]

()

[]

(y_t)

:

$(y_{t-1}, \dots, y_{t-p})$

$$y_t = \alpha_t + \sum_{j=1}^q \alpha_j g(B\alpha_j + \sum_{i=1}^p B^i y_{t-i}) + \varepsilon_t \quad ()$$

(ARIMA)

$$e_t = y_t - \hat{L}_t \quad (1)$$

$$g(x) = \frac{1}{1 + \exp(-x)} \quad (2)$$

$$e_t = f(e_{t-1}, \dots, e_{t-n}) + \varepsilon_t \quad (3)$$

$$y_t = f(y_{t-1}, \dots, y_{t-p}, w) + \varepsilon_t \quad (4)$$

N_t (ANNs & ARIMA) (5)

$$\hat{y}_t = \hat{L}_t + \hat{N}_t \quad (6)$$

(PNN)

[]

[]

$$y_t = N_t + L_t \quad (7)$$

N_t L_t

[]

[]

[]

$$\text{Max}_i \{h_i l_i f_i(X)\} \quad ()$$

()

$$f_i(X) = \frac{1}{(2\pi)^{\frac{k}{2}} \sigma^k} \cdot \frac{1}{n_i} \sum_{j=1}^{n_i} \exp \left[-\frac{(X - Y_{i,j})^2 \cdot (X - Y_{i,j})}{2\sigma^2} \right] \quad ()$$

[]

n_i ()

n

j $Y_{i,j}$ i

σ i

(X)

()

$$X \in C_r \quad \text{if} \quad h_r l_r f_r(X) \geq h_s l_s f_s(X) \quad ()$$

for $\forall s, s \neq r \quad 1 \leq r \leq q$

X

l_i

X

h_i i

i

$f_i(X)$ i

X

)

(

$$\sigma \quad ()$$

σ

y

$$\sigma \quad (MSE)$$

σ

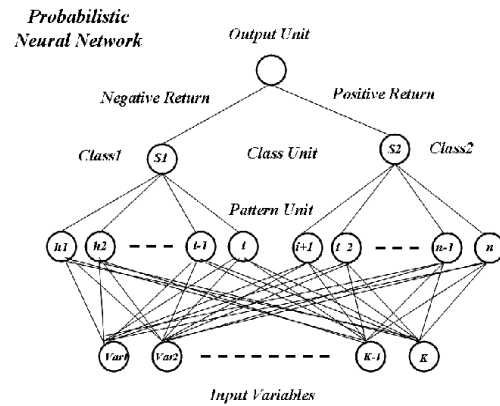
σ

[]

(ANNs/ARIM & PNNs)

$$\exp(-(W_i - X)^T (W_i - X) / 2\sigma^2) \quad ()$$

[]



$\{Z_t\}$

$$\hat{I}_t = \varphi_1 W_{t-1} + \varphi_2 W_{t-2} + \dots + \varphi_p W_{t-p} - \theta_{p+1} a_{t-1} - \theta_{p+2} a_{t-2} - \dots - \theta_{p+q} a_{t-q} \quad ()$$

$$\varphi_1, \varphi_2, \dots, \varphi_p \quad \theta_1, \theta_2, \dots, \theta_q \quad (\sigma)$$

$$MAE_p = MAE_c + \frac{1}{n} \left[\sum_{t=1}^n D(\text{target}, \text{trend}) \cdot \text{target} \cdot \text{pitch} \right] \quad ()$$

MAE_p, MAE_c

()

$D(\text{target}, \text{trend})$

$$D(\text{target}, \text{trend}) = \begin{cases} +1 & \text{if } \text{target} = \text{trend}, \\ -1 & \text{if } \text{target} \neq \text{trend}, \end{cases} \quad ()$$

$$\alpha = \sum_{t=1}^n D(\text{target}, \text{trend}) \cdot |\text{target}|$$

()

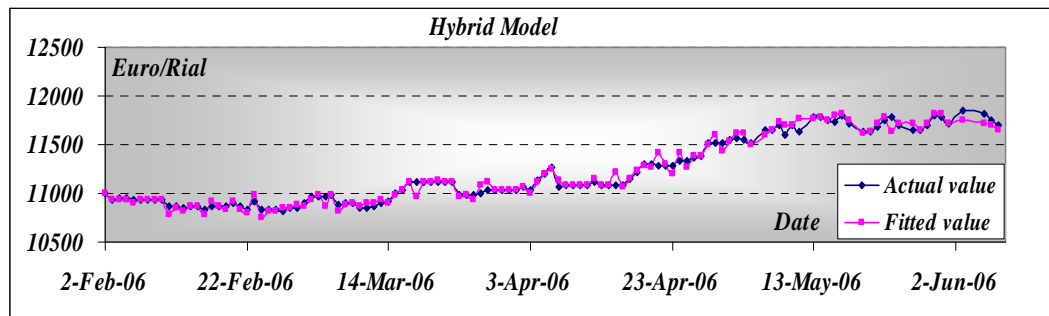
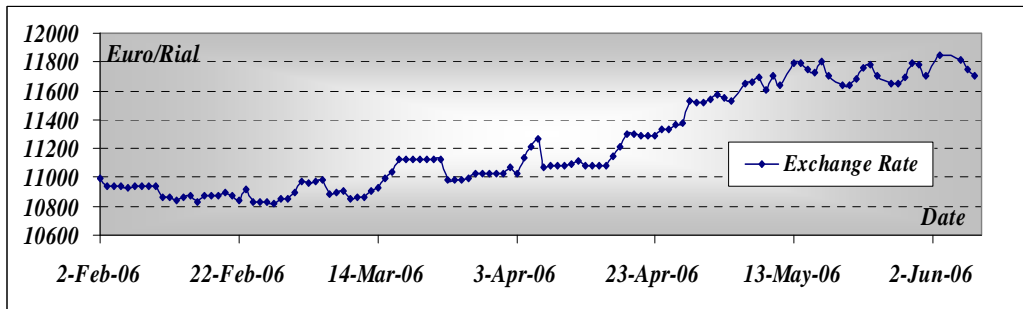
2 Feb 2006

8 Jun 2006

()

(α)

()



pitch =

()

(+)
[]

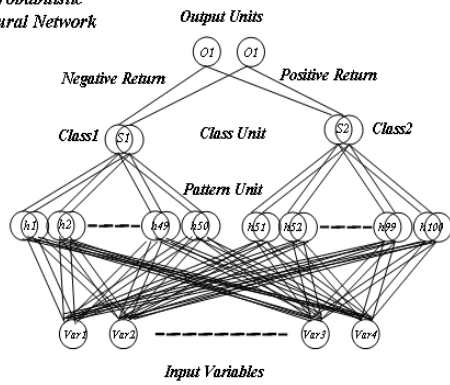
Eviews

MATLAB7

(MSE)

(MAE)

Probabilistic
Neural Network



$$MSE = \frac{1}{N} \sum_{i=1}^N (e_i)^2$$

$$MAE = \frac{1}{N} \sum_{i=1}^N |e_i|$$

()

ARIMA(2,1,0)

$N^{(3-3-1)}$

()

($\delta = 0.47$)

MATLAB7

%

$\alpha =$

()

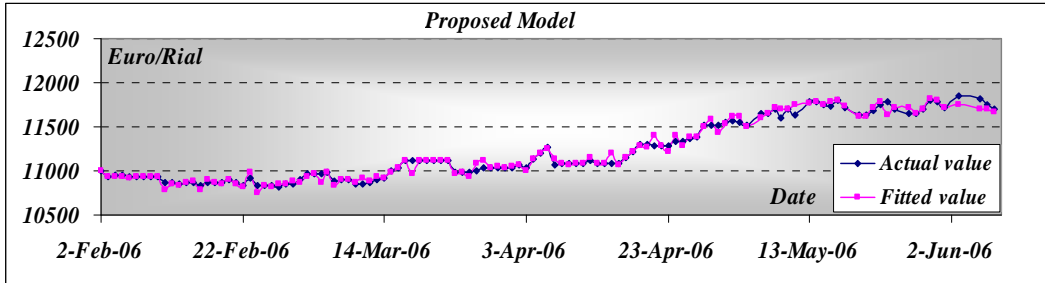
()

()

()

()

MSE	AIC	BIC	HQC	MAE	MSE	SSE	RMSE	ME	MAPE	MAE
	/	/	/	/			/	/	/	/



MSE	AIC	BIC	HQC	MAE	MSE	SSE	RMSE	ME	MAPE	MAE
	+			+			-			+
	+			+						

MSE	AIC	BIC	HQC	MAE	MSE	SSE	RMSE	ME	MAPE	MAE
	/	/	/	/			/	/	/	/

MSE	SSE	RMSE	ME	MAPE	MAE					
		/	/	/	/					
		/	/	/	/					
		/	/	/	/					
		/	/	/	/					

()

% % %
% % %

)

(

% %
% %

- 1 - Khashei, M. (2005) "Forecasting the Isfahan Steel Company production price in Tehran Metals Exchange using Artificial Neural Networks (ANNs)." Master of Science Thesis, Isfahan University of Technology.
- 2 - Huseyin I. and Theodore, T. (2006), "A hybrid model for exchange rate prediction." *Decision Support Systems*, Vol. 42, No. 2, PP. 1054-1062.
- 3 - An-Sing C. and Mark, L. (2004), "Regression neural network for error correction in foreign exchange forecasting and trading." *Computers & Operations Research*, Vol. 31, No. 7, PP. 1049-1068.
- 4 - Balkin, S. (2001), "On Forecasting Exchange Rates Using Neural Networks: P.H. Franses and P.V. Homelen, Applied Financial Economics." *International Journal of Forecasting*, Vol. 17, No. 1, PP. 139-140.
- 5 - Martens, M. (2001), "Forecasting daily exchange rate volatility using intraday returns." *Journal of International Money and Finance*, Vol. 20, No. 1, PP. 1-23.
- 6 - Yu, L., Wang Sh. and Lai, K. K. (2005), "A novel nonlinear ensemble forecasting model incorporating GLAR and ANN for foreign exchange rates." *Computers & Operations Research*, Vol. 32, No. 10, PP. 2523-2541.
- 7 - Balaban, E. (2004), "Comparative forecasting performance of symmetric and asymmetric conditional volatility models of an exchange rate." *Economics Letters*, Vol. 83, No. 1, PP. 99-105.
- 8 - Faust, J., Rogers J. H. and Wright, J. H. (2003), "Exchange rate forecasting: the errors we've really made." *Journal of International Economics*, Vol. 60, No. 1, PP. 35-59.

-
- 9 - Meade, N. (2002), "A comparison of the accuracy of short term foreign exchange forecasting methods." *International Journal of Forecasting*, Vol. 18, No. 1, PP. 67-83.
 - 10 - Khashei, M. and Bijari, M. (2006) "Using Fuzzy Auto Regressive Integrated Moving Average model to exchange rate forecasting." *6th Iranian Fuzzy Systems Conference*, PP. 26-35.
 - 11 - Box, G.E.P. and Jenkins, G. (1970), "*Time Series Analysis, Forecasting and Control*." Holden-Day, San Francisco, CA.
 - 12 - Zhang, G., Patuwo, B. and Hu, M. Y. (1998), "Forecasting with artificial neural networks: The state of the art." *International Journal of Forecasting*, Vol. 56, 205 – 232.
 - 13 -Khashei, M., Bijari, M. and Raissi, GH. A. (2009), "Improvement of Auto-Regressive Integrated Moving Average Models Using Fuzzy Logic and Artificial Neural Networks (ANNs)." *Neurocomputing*, Vol. 72, PP. 956- 967.
 - 14 - Reid, M. J. (1968), "Combining three estimates of gross domestic product." *Economica*, Vol. 35, PP. 431–444.
 - 15 - Bates, J.M. C. and Granger, W.J. (1969), "The combination of forecasts." *Operations Research Quarterly*, Vol. 20, PP. 451–468.
 - 16 - Clemen, R. (1989), "Combining forecasts: a review and annotated bibliography with discussion." *International Journal of Forecasting*, Vol. 5, PP. 559–608.
 - 17 - Khashei, M., Hejazi, S. R. and Bijari, M. (2008), "A new hybrid artificial neural networks and fuzzy regression model for time series forecasting." *Fuzzy Sets and Systems*, Vol. 159, PP. 769 – 786.
 - 18 - Armano, G., Marchesi, M. and Murru, A. (2005), "A hybrid genetic-neural architecture for stock indexes forecasting." *Information Sciences*, Vol. 170, PP. 3–33.
 - 19 - Chen, K. and Wang, C. (2007), "A hybrid SARIMA and support vector machines in forecasting the production values of the machinery industry in Taiwan." *Expert Systems with Applications*, Vol. 32, PP. 254–264.
 - 20 - Zhang, G. (2003), "Time series forecasting using a hybrid ARIMA and neural network model." *Neurocomputing*, Vol. 50, PP. 159– 175.
 - 21 - Wedding, D. K. and Cios, K. J. (1996), "Time series forecasting by combining RBF networks, certainty factors, and the Box–Jenkins model." *Neurocomputing*, Vol. 10, PP. 149–168.
 - 22 - Pai, P. and Lin, C. (2005), "A hybrid ARIMA and support vector machines model in stock price forecasting." *Omega*, Vol. 33, PP. 497 – 505.
 - 23 - Tseng, F., and Yu, H. and Tzeng, G. (2002), "Combining neural network model with seasonal time series ARIMA model." *Technological Forecasting & Social Change*, Vol. 69, PP. 71–87.
 - 24 - Ginzburg, I. and Horn, D. (1994), "Combined neural networks for time series analysis." *Adv. Neural Inf. Process. Systems*, Vol. 6, PP. 224–231.
 - 25 - Khemchandani, J. R. and Chandra, S. (2005), "Fuzzy linear proximal support vector machines for multi-category data classification." *Neurocomputing*, Vol. 67, PP. 426–435.
 - 26 - Rodri´guez, J., Alonsob, C. J. and Maestro, J. A. (2005), "Support vector machines of interval-based features for time series classification." *Knowledge-Based Systems*, Vol. 18, PP. 171–178.
 - 27 - Huang, W., Nakamoria, Y. and Wang, S. Y. (2005), "Forecasting stock market movement direction with support vector machine." *Computers & Operations Research*, Vol. 32, PP. 2513–2522.
-

- 28 - Sun, G., Dong, X. and Xu, G. (2006), "Tumor tNo. identification based on gene expression data using DWT feature extraction and PNN classifier." *Neurocomputing*, Vol. 69, PP. 387–402.
 - 29 - Wasserman, P. (1993), "*Advanced methods in neural computing*." New York: Van Nostrand Reinhold.
 - 30 - Kalatzis, I., Piliouras, N., Ventouras, E., Papageorgiou, C. and Liappas, I. (2005), "Design and implementation of a multi-PNN structure for discriminating one-month abstinent heroin addicts from healthy controls using the P600 component of ERP signals." *Pattern Recognition Letters*, Vol. 26, PP. 1691–1700.
 - 31 - Chen; A., Leung, M. T. and Daouk, H. (2003), "Application of neural networks to an emerging financial market: forecasting and trading the Taiwan Stock Index." *Computers & Operations Research*, Vol. 30, PP. 901–923.
 - 32 - Kim S. and Chun, S. (1998), "Graded forecasting using an array of bipolar predictions: application of probabilistic neural networks to a stock market index." *International Journal of Forecasting*, Vol. 14, PP. 323–337.
 - 33 - Yang, B., Marjorie, Z. and Platt, D. (1999), "Probabilistic Neural Networks in Bankruptcy Prediction." *Journal of Business Research*, Vol. 44, PP. 67–74.
 - 34 - Zhang, P. and Min, G. (2005), "Neural network forecasting for seasonal and trend time series." *European Journal of Operational Research*, Vol. 160, PP. 501–514.
 - 35 - Bijari, M., Khashei, M. and Salehi, A. (2006), "World wide billet price forecasting using hybrid Artificial Neural Networks and Auto Regressive Integrated Moving Average models." *Steel Symposium 84*, PP. 992–1005.
 - 36 - Specht, D. (1988), "Probabilistic neural networks for classification, mapping, or associative memory." *IEEE International Conference on Neural Networks*; PP. 525–532.
 - 37 - Ghavam-Zadeh, M. (1998), "*Forecasting in contracts organized markets*." Master of Science Thesis, Tehran University, Electric and Electronic Engineering Department.
 - 38 - Cho, G., Kim, T., Seo, Y. and Chan, M. (2006), "Integrated machining error compensation method using OMM data and modified PNN algorithm." *International Journal of Machine Tools & Manufacture*, Vol. 46, No. 12-13, PP. 1417-1427.
 - 39 - Parzen, E. (1962), "On estimation of a probability density function and mode ", *Annals of Mathematical Statistics*; Vol. 33, PP. 1065–76.
 - 40 - Khashei, M. (2006), "Using General Regression Neural Networks (GRNNs) for forecasting." *Behbod Journal, Isfahan University of Technology*, Vol. 22, PP. 42-45.
 - 41 - Yuan, S. F. and Chu, F. L. (2006), "Support vector machines-based fault diagnosis for turbo-pump rotor." *Mechanical Systems and Signal Processing*, Vol. 20, PP. 939–952.
-