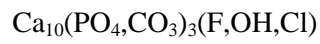


[m.mkhani@yahoo.com](mailto:m.mkhani@yahoo.com)

( ) ( )  
( ) ( ) (v/w) ( )  
L<sub>16</sub> ( )  
Minitab 14 Design Expert 6 (ANOVA)  
L.O.I ( ) P<sub>2</sub>O<sub>5</sub>  
/ L.O.I /  
P<sub>2</sub>O<sub>5</sub> / /



[ ]

( $\text{P}_2\text{O}_5$  %)

( $\text{P}_2\text{O}_5$  %)

$\text{P}_2\text{O}_5$

( $\text{P}_2\text{O}_5$  %)

[ , ]

( $\text{P}_2\text{O}_5$  %)

[ ]

( )

( )

$\text{P}_2\text{O}_5$

)

( )

(

L<sub>16</sub>

P<sub>2</sub>O<sub>5</sub>

L.O.I

[ ]

L<sub>16</sub>

				( )	A
				(%)	B
[ / ]	[ / ]	[ / ]	[ / ]	( ) [P <sub>2</sub> O <sub>5</sub> ]	C
					D
				( )	E

)

(

/

<sup>1</sup>. Loss Of Ignation



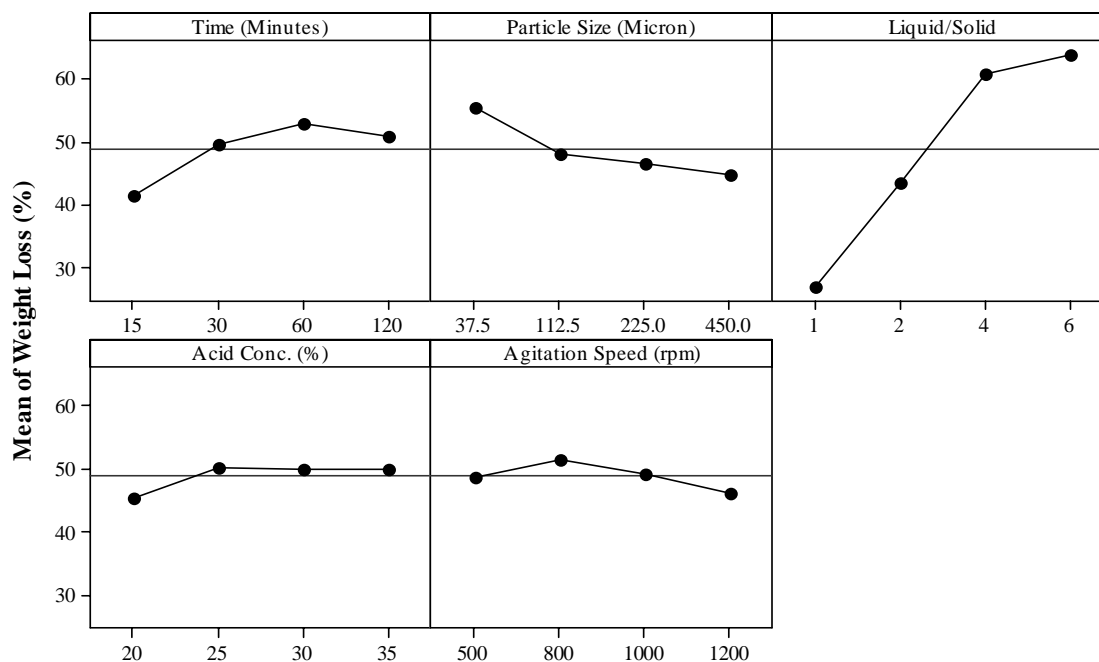
جدول ۳: جدول ANOVA مربوط به پاسخ درصد کاهش وزن در آرایه L<sub>16</sub> تاگوجی برای فرآیند لیچینگ

Source	Sum of Squares	DOF	Mean Square	F Value	p-value Prob > F	significant
Model	0.00133070	9	0.00014786	35.843234	0.0002	
A-Time	0.00008493	3	0.00002831	6.862784	0.0229	
B-Acid C	0.00003740	3	0.00001247	3.021869	0.1155	
D-L/S	0.00120838	3	0.00040279	97.645048	< 0.0001	
Residual	0.00002475	6	0.00000413			
Cor Total	0.00135545	15				

( )

( )

Main Effects Plot (data means) for Weight Loss (%)



L.O.I

L.O.I

ANOVA

Log

/

p

L<sub>16</sub>

L.O.I

ANOVA

Source	Sum of Squares	DOF	Mean Square	F Value	p-value Prob > F	significant
Model	1.6068	9	0.1785	14.8593	0.0019	
A-Time	0.1168	3	0.0389	3.2393	0.1027	
C-Size	0.2775	3	0.0925	7.6976	0.0176	
D-L/S	1.2126	3	0.4042	33.6409	0.0004	
Residual	0.0721	6	0.0120			
Cor Total	1.6789	15				

( )

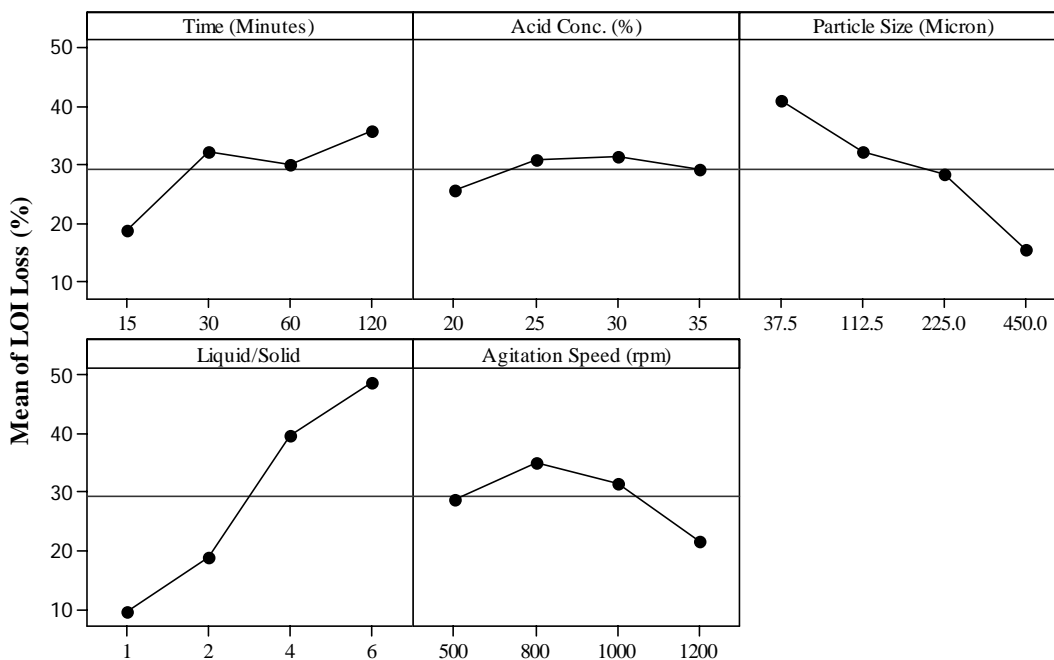
( )

L.O.I

L.O.I

( )

Main Effects Plot (data means) for LOI Loss (%)



L.O.I

P<sub>2</sub>O<sub>5</sub>

P<sub>2</sub>O<sub>5</sub>

ANOVA

Inverse

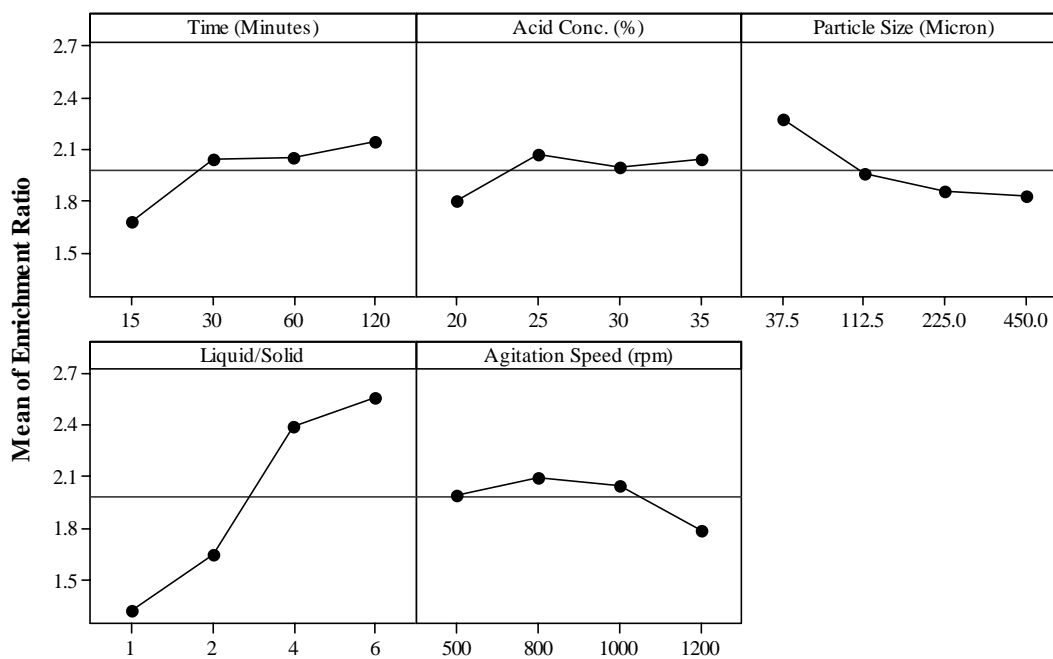
L<sub>16</sub>

P<sub>2</sub>O<sub>5</sub>

ANOVA

Source	Sum of Squares	DOF	Mean Square	F Value	p-value Prob > F	significant
A-Time	0.0340	3	0.0113	3.2682	0.0731	
D-L/S	0.3468	3	0.1156	33.3538	< 0.0001	
Residual	0.0312	9	0.0035			
Cor Total	0.4120	15				

Main Effects Plot (data means) for Enrichment Ratio



SiO<sub>2</sub> CaO / P<sub>2</sub>O<sub>5</sub> / [ ]  
 / CaO/P<sub>2</sub>O<sub>5</sub>

CaO/P<sub>2</sub>O<sub>5</sub> / CaO  
 ( /

( ) ( )  
 ( )  
 ( )  
 ANOVA  
 ( )  
 / P<sub>2</sub>O<sub>5</sub>  
 ) P<sub>2</sub>O<sub>5</sub>  
 / P<sub>2</sub>O<sub>5</sub> ( / CaO/P<sub>2</sub>O<sub>5</sub>

۶- مراجع



2. [www.alschemex.com](http://www.alschemex.com), "Analysis of Selected Bulk Minerals", 2001.
3. H. Sengul, A. Kadir Ozer and M. S. Gulaboglu, "Beneficiation of Mardin-Mazıdađi (Turkey) calcareous phosphate rock using dilute acetic acid solutions", Chemical Engineering Journal 122: 135-140, 2006.
4. W.Sadeddin and SI.Abu-Eishah "Minimization of Free Calcium Carbonate in Hard and Medium-hard Phosphate Rocks Using Dilute Acetic Acid Solution". Int J Miner Process 30:113-125 (1990).
5. A. Zaher and M. Abouzeid, "Physical and thermal treatment of phosphate ores-An overview", Int. J. Miner. Process. 85: 59-84, 2008.
6. SI. Abu-Eishah, I.S. El-Jallad, M. Muthaker, M. Touqan and Wallid Sadeddin "Benification of Calcareous Phosphate Rocks Using Dilute Acetic Acid Solution: Optimization of Operating Conditions for Rusifa (Jordan) Phosphate", Int J Miner Process 31:115-126 (1991).